

Sales price £249.95

Sales price without tax £208.29

Tax amount £41.66

A Dualband 50/70MHz Yagi with single feedpoint

Description

Postage please This email address is being protected from spambots. You need JavaScript enabled to view it.

An Excellent Dual Band Yagi for 50/70MHz with 3.5m boom - Re-optimised for 2016/2017!

Model: DB-964

Use an InnovAntennas DualBand Ferrite Core Balun [HERE](#)

The 4-6-9 Dual Band Yagi has a total of 9 elements, 5 elements are used on 70MHz while 4 elements are used on 50MHz. The 4-6-9 InnovAntennas Dual Band Yagi stands aside from the crowd due to the methods used for its design. The 4-6-9 uses no traps or coils, no phasing arrangements and has no need for 'compromise' spacing between elements as the antenna has a set of correctly spaced elements for either band but still deploys only one feed point. An excellent antenna with great SWR bandwidth and performance in one package.

Performance

Gain on 50MHz: 8.44dBi @ 50.150MHz

F/B on 50MHz: 19.08dB @ 50.150MHz

Gain on 50MHz at 10m above Ground: 14.79dBi

Gain on 70MHz: 9.3dBi @ 70.200MHz

F/B on 70MHz: 19.07dB @ 70.200MHz

Gain on 70MHz at 10m above Ground: 16.19dBi

Power Rating: 3kw

SWR 50MHz: Below 1.1:1 from 50.00MHz to 50.500MHz

SWR 70MHz: Below 1.6:1 from 69.950MHz to 70.500MHz

Boom Length: 3.5m

Weight: 4Kg / 8.8LB

Turning Radius: 1.7m / 5.77ft

Wind Loading: 0.17 Square Metres / 1.8 Square feet

Wind Survival: 241KPH / 150MPH

Specification

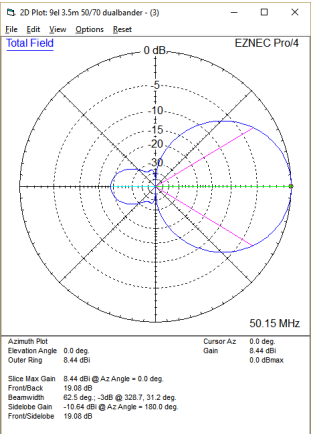
This antenna is made with 1/2 inch (12.7mm) centre elements and 3/8 inch (9.525mm) outer elements (70MHz elements are one piece 1/2 inch). The antenna has fully insulated elements which will ensure continuous, high performance for many years to come. Boom to mast brackets

are included with all antennas which will support 2 inch (50mm) masts. **Boom is 1.25 inch square 16SWG aluminum.**

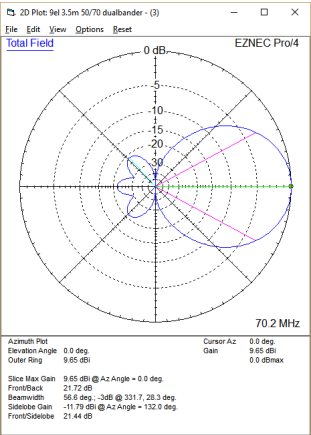
Our antennas are constructed with the best quality materials in order that the best mechanical construction can be achieved, not the cheapest and most profitable! Even a digital caliper is used (with an accuracy of .01mm) to measure the elements during production to ensure they are within 0.2mm of what they should be, ensuring they work as well as our software model predicts.

Note: Much development time has gone into our antennas, not just on basic electromagnetic design, we are able to model the effect of insulators, booms and other objects to ensure the make up of our antennas have least effect on performance and pattern degradation. More information can be found [here](#)

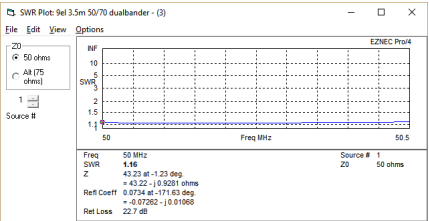
- Marine grade Stainless Steel Fittings
- Original Stauff Insulation clamps
- Mill finished boom and elements for highest levels of accuracy



Azimuth Plot 50MHz

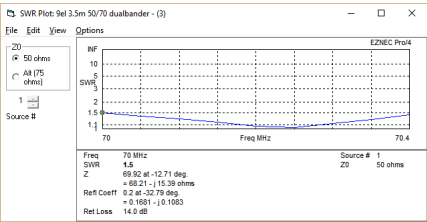


Azimuth Plot 70MHz



SWR 50MHz

50/70Mhz Daulband 50MHz 70MHz Yagi 3.5m boom 9 element



SWR 70MHz



The 9el Duo installed at M0SAT

'Hi Justin

Very pleased.

Attached a couple of shots when the sun finally came out earlier in the week. I have many more in various lighting and in various states of build/install. All are available in high res (4MB) should you wish to use any I will be more than pleased to supply. Am writing up a review on it so hopefully might see that in some future article. Also included my own VSWR plots using my miniVNA with antenna installed on mast (without any tuning required)

Worked several EU station, one CN and one TF, and heard TY1KS but had to go back to work!!! :(so couldn't work them...'

Dave M0SAT

Manufactured the right way, not the cheapest way!