



**Sales price £199.95**

Sales price without tax £166.63

Tax amount £33.33

A three band low-loss rotating dipole for 15/10/6m Radiating efficiency like never seen before!

## Description

**Prices 20% less for customers outside of EU**

A 3 element Low-Loss rotating dipole for 15m/10m/6m


**Why Low-Loss? Your existing multi-band Rotating dipole just might have a large amount of NEGATIVE GAIN. Read on for more details**

G0KSC has become well-known for his very different and innovative designs which always look to achieve maximum radiating efficiency without matching devices, traps, coils or other 'power-sapping' devices used in multi-band antennas. The DESpole is no different in this regard as it has an individual full-sized element for each band and the ends of the longest elements are turned down towards ground (see below photo) in order to achieve a smaller turning circle. The result is a practical, very efficient HF rotating dipole suitable for all locations.

So if you are happy with your current multi-band vertical or rotating dipole, just think of how happy you will be with a **Low-Loss, highly efficient DESpole!**

The DES-Dipole is typically supplied in 2 or 3 band versions of which there are a number of variants. However, if you do not see a band combination you would like, mail us as it might be just around the corner!

More information on how the DES-dipole is better than the rest can be found [HERE](#)



### Performance

#### Gain 10m above average Ground:

7.45dBi @ 20 degrees (21.2MHz)

7.26dBi @ 15 degrees (28.5MHz)

7.78dBi @ 8 degrees (50.2MHz)

**Power Rating:** 5kw+

#### SWR:

Below 1.7:1 from 21.00MHz to 21.45MHz

Below 1.7:1 from 28.00MHz to 28.90MHz

Below 1.5:1 from 50.00MHz to 50.5MHz

**Stacking Distance:** 4.0-6.0m ( 5.0m recommended)

**Turning Circle/Longest element:** 2.75/5.5m

**Down-facing element:** 1.4m

**Weight:** 4.48KG / 9.7LB

**Wind Loading:** 0.20 Square Metres / 2.16 Square feet

**Wind Survival:** 163KPH / 101MPH

*Other options available if higher wind loading/survival is required.*

### Specification


The 15m element is made with a four section taper starting at 19mm (3/4") finishing at 9.525mm (3/8"). The 10m section has 3 tapers starting at 15.88mm (5/8") and finishing at 9.525mm (3/8") while the 6m element has just two sections, the center being 12.7mm (1/2") with 9.525mm (3/8") tips. All elements are insulated and stainless steel hardware is used throughout.

#### OTHER TAPER SCHEDULES ARE AVAILABLE IN THIS ANTENNA, CALL OR EMAIL FOR DETAILS

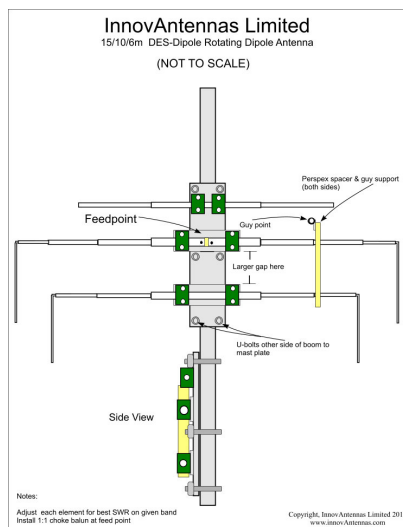
Our antennas are constructed with the best quality materials in order the best mechanical construction can be achieved, not the cheapest and most profitable! Even a digital caliper is used (with an accuracy of .01mm) to measure the elements during production to ensure they are within 0.2mm (on critical bands) of what they should be, ensuring they work as well as our software model predicts.

Note: much development time has gone into our antennas, not just on basic electromagnetic design, we are able to model the effect of insulators, booms and other objects to ensure the make up of our antennas have least effect on performance and pattern degradation. More information can be found [here](#)

- Marine grade stainless steel fittings
- Original Stauff Insulation clamps
- Mill finished boom and elements for highest levels of accuracy



The above photos shows the DES-dipole centre and the very high standard to which it is made.



**The DES-dipole Antenna Layout**

**Manufactured the right way, not the cheapest way**