



Sales price £1,495.83

Sales price without tax £1,495.83

Tax amount

A super low-noise 50MHz LFA Yagi



Description

A 9 element low-noise LFA-KW Yagi - (EA7KW) - 2023 model with Lowest Every Noise Figure!!

The G0KSC LFA Yagi is a major step forward in the development of the Yagi Antenna; **it provides a low-noise front-end for your radio so you hear more weak signals.** This 9 element 50Mhz LFA provides stunning performance across the important section of the 6m band (50.00 - 50.400MHz). Hard to beat with a direct 50 Ohm feed-point and no matching losses and suppression of unwanted noise!! This is an excellent antenna for EME see the many reviews around the Internet!

This antenna has very highly suppressed lobes in both azimuth and elevation plots and therefore is ideal for very noisy city locations. If you want to beat the noise in a mid-sized 6m Antenna, this is the one for you.



The 9el 50MHz low noise LFA Yagi @ KZ4RR

Some comments from Lee on his 2023 install of the very latest 9el 50MHz low noise LFA:

50MHz Yagis (all): 9 element 50MHz LFA-KW HD Yagi (15m)

"I worked 11 US States this morning on Scatter/Tropo (No band opening) and 20 stations in SA last evening on transequatorial SSB from PY, LU, CX and CE over 4300 miles"

"The biggest difference between the LFA and my T-matched yagi **appears to be a better S/N ratio, which for weak signal work is everything!**"

Performance

14.48dBi @ 50.150MHz

29.57dB @ 50.150MHz

Peak Gain: 14.54dBi

Peak F/B: 30.03dB

Power Rating: 5kw+

SWR: Below 1.1:1 from 50.00MHz to 50.400MHz

Stacking Distance: 7.5 -9.5m (7.6m recommended)

2 Stacked Gain @ 7.6m spacing: 17.15dBi

2 Stacked F/B: 34.72dB

2 Stacked Gain @ 7.6m Spacing 15m above ground: 22.4dBi

Boom Length: 15.021m

Weight: 29.95Kg / 66LB

Turning Radius: 7.670m /25.2ft

Wind Loading: 0.96 Square Metres / 10.32 Square feet

Wind Survival: 164KPH / 102MPH - **A 125MPH+ (HD) version is available upon request**

Other options available if higher wind loading/survival is required.

Specification

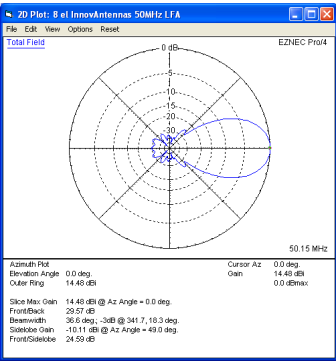
This antenna is made with tapered elements 1/2inch (12.7mm) centres and 3/8 inch (9.525mm) outer sections. The antenna has fully insulated elements which will ensure continuous, high performance for many years to come. Boom to mast brackets are included with all antennas which will support 2 inch (50mm) masts (larger upon request). Boom is 2.5 inch (63.5mm) square 10SWG (3.2mm wall) aluminium. **A Kevlar multi-point boom guy system is provided with this antenna.**

Our antennas are constructed with the best quality materials in order that the best mechanical construction can be achieved, not the cheapest and most profitable! Even a digital caliper is used (with an accuracy of .01mm) to measure the elements during production to ensure they are within 0.2mm of what they should be, ensuring they work as well as our software model predicts.

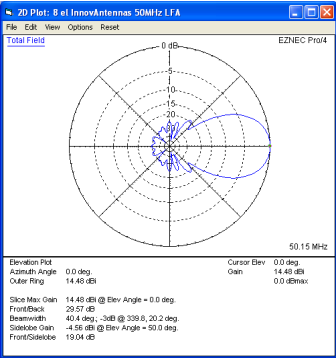
Note: Much development time has gone into our antennas, not just on basic electromagnetic design, we are able to model the effect of insulators, booms and other objects to ensure the make up of our antennas have least effect on performance and pattern degradation. More information can be found [here](#)

- Marine grade Stainless Steel Fittings
- Original Stauff Insulation clamps
- Mill finished boom and elements for highest levels of accuracy

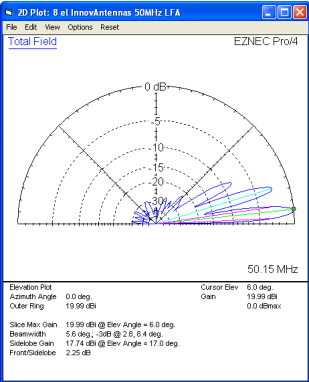
50MHz Yagis (all): 9 element 50MHz LFA-KW HD Yagi (15m)



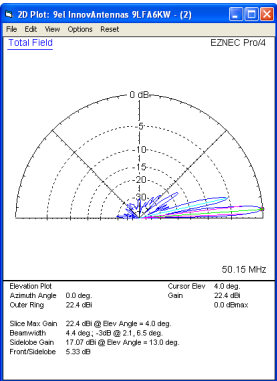
Azimuth Plot



Elevation Plot

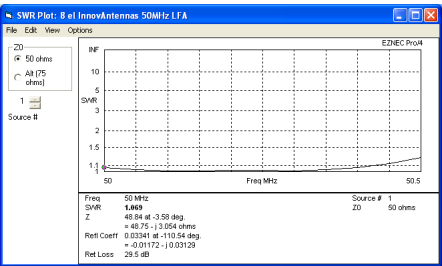


Single 9 element LFA up 15m above ground



2 x 9 el LFA Yagi 7.6m apart with the bottom antenna 15m above ground

50MHz Yagis (all): 9 element 50MHz LFA-KW HD Yagi (15m)



SWR



An InnovAntennas 9el LFA Yagi installed at EA7KW

Manufactured the right way, not the cheapest way!