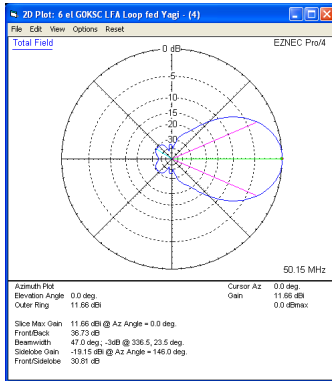


50MHz Yagis (all): 6 element 50MHz LFA2 Yagi (6.4m)



Sales price £439.95

Sales price without tax £366.63

Tax amount £73.33

A super low-noise 50MHz LFA Yagi

Description

Prices 20% less for customers outside of EU

A 6 element very low-noise LFA2 Yagi

The LFA2 has a Bent Reflector system designed to enhance SWR bandwidth and F/B.

The G0KSC LFA Yagi is a major step forward in the development of the Yagi Antenna; **it provides a low-noise front-end for your radio so you hear more weak signals.** This compact 6 element 50MHz LFA provides stunning performance across the important section of the 6m band (50.00 - 50.500MHz). Hard to beat with a direct 50 Ohm feed-point and no matching losses and suppression of unwanted noise!!

This antenna has very highly suppressed lobes in both azimuth and elevation plots and therefore is ideal for very noisy city locations. If you want to beat the noise in a mid-sized 6m antenna, this is the one for you!

Performance

11.66dBi @ 50.150MHz

36.73dB @ 50.150MHz

Peak Gain: 11.7dBi

Peak F/B: 38.32dB

Power Rating: 5kw+

SWR: Below 1.1:1 from 50.00MHz to 50.500MHz

Stacking Distance: 5.1-6m (5.4m recommended)

2 Stacked Gain @ 5.4m spacing: 14.47dBi

2 Stacked F/B: 30.72dB

2 Stacked Gain @ 5.4m Spacing 15m above ground: 19.91dBi

Boom Length: 6.430m

Weight: 6.8Kg / 15LB

Turning Radius: 3.517m / 11.54ft

Wind Loading: 0.25 Square Metres / 2.65 Square feet

50MHz Yagis (all): 6 element 50MHz LFA2 Yagi (6.4m)

Wind Survival: 216KPH / 134MPH

Other options available if higher wind loading/survival is required.

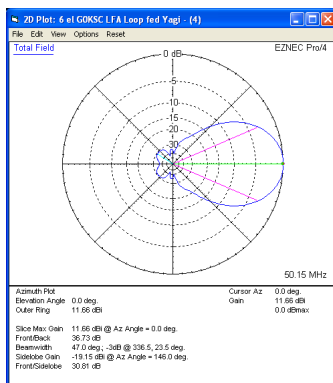
Specification

This antenna is made with tapered elements 1/2inch (12.7mm) centres and 3/8 inch (9.525mm) outer sections. The antenna has fully insulated elements which will ensure continuous, high performance for many years to come. Boom to mast brackets are included with all antennas which will support 2 inch (50mm) masts. Boom is 1.5 inch square 38mm, 16SWG aluminum.

Our antennas are constructed with the best quality materials in order that the best mechanical construction can be achieved, not the cheapest and most profitable! Even a digital caliper is used (with an accuracy of .01mm) to measure the elements during production to ensure they are within 0.2mm of what they should be, ensuring they work as well as our software model predicts.

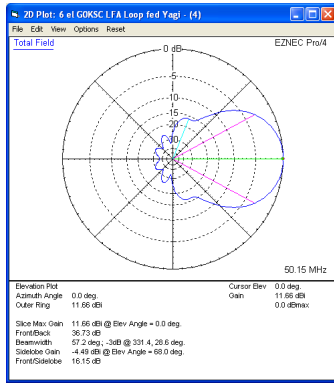
Note: Much development time has gone into our antennas, not just on basic electromagnetic design, we are able to model the effect of insulators, booms and other objects to ensure the make up of our antennas have least effect on performance and pattern degradation. More information can be found [here](#)

- Marine grade Stainless Steel Fittings
- Original Stauff Insulation clamps
- Mill finished boom and elements for highest levels of accuracy

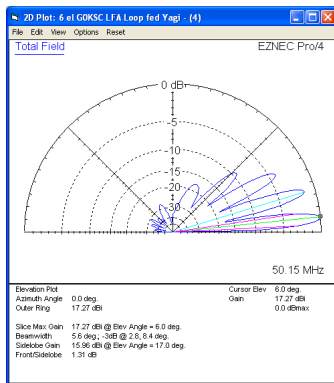


Azimuth Plot

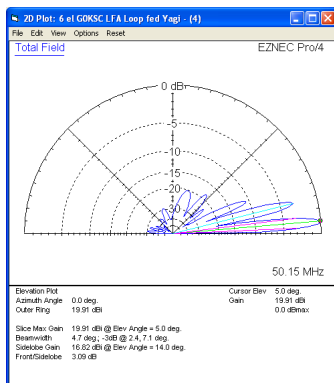
50MHz Yagis (all): 6 element 50MHz LFA2 Yagi (6.4m)



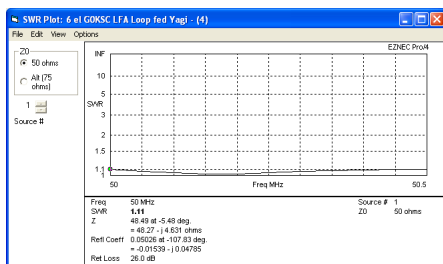
Elevation Plot



Single 6 element LFA up 15m above ground



2 x 6 el LFA Yagi 5.4m apart with the bottom antenna 15m above ground



SWR

Manufactured the right way, not the cheapest way!

///