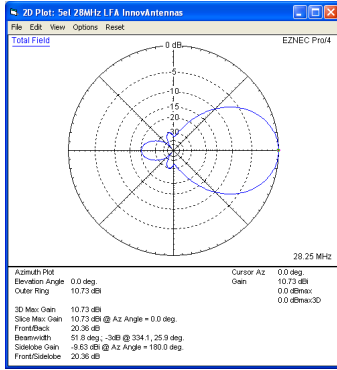


28MHz Yagis (ALL): 5 element 28MHz LFA Yagi (8m)



Sales price £529.95

Sales price without tax £441.63
Tax amount £88.33

A Wideband 28MHz LFA Yagi



Description

A 5 element 28.0-28.5MHz LFA Yagi

The G0KSC LFA Yagi represents a major step forward in the development of the Yagi Antenna, **it provides a low-noise front-end for your radio so you hear more weak signals** while at the same time maximising all round performance. Hard to beat with a direct 50 Ohm feed-point and no matching losses and suppression of unwanted noise!! More information on the LFA Yagi can be found [here](#).

NOTE: With all our HF antennas we can custom design your element taper and element size requirements in order to cater for all weather and installation requirements This email address is being protected from spambots. You need JavaScript enabled to view it. e-mail address is being protected from spambots. You need JavaScript enabled to view it us for details.

This antenna has a flat SWR curve covering 28.0-28.500MHz at 1.4:1 SWR.

Performance

Gain: 10.73dBi @ 28.250MHz

F/B: 20.36dB @ 28.500MHz

Peak Gain: 10.88dBi

Gain at 10m above Ground: 15.77dBi

Peak F/B: 21.29dB

Power Rating: 5kw+

SWR: Below 1.3:1 from 28.000MHz to 28.700MHz

Stacking Distance: 7.0-9.0m (8.0m recommended)

2 Stacked Gain @ 8m spacing: 13.71dBi

2 Stacked F/B: 24.0dB

2 Stacked Gain @ 8m Spacing 10m above ground: 18.21dBi

Boom Length: 8.2m

Weight: 10.3Kg / 22.71LB

Turning Radius: 4.917m / 16.1ft

Wind Loading: 0.38 Square Metres / 4.11 Square feet

Wind Survival: 167KPH / 104MPH - **A 125MPH (HD) version available upon request**

28MHz Yagis (ALL): 5 element 28MHz LFA Yagi (8m)

Other options available if higher wind loading/survival is required.

Specification

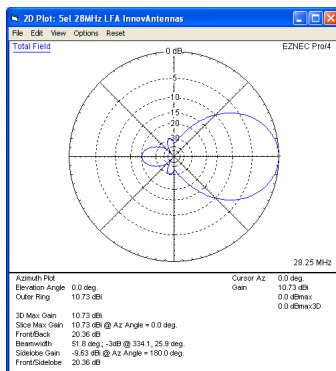
This antenna is made 5/8 inch (15.88mm) centre elements and 1/2 inch (12.7mm) outer elements with the end sections 3/8 inch (9.525mm). The antenna has fully insulated elements which will ensure continuous, high performance for many years to come. Boom to mast brackets are included with all antennas which will support 2 inch (50mm) masts. Boom is 1.5 inch square 16SWG aluminum.

OTHER TAPER SCHEDULES ARE AVAILABLE IN THIS ANTENNA, CALL OR EMAIL FOR DETAILS

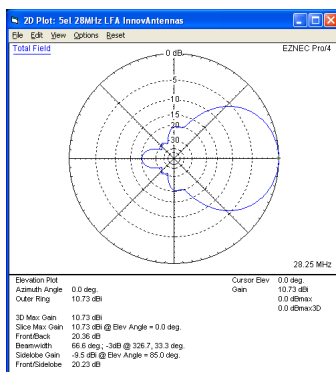
Our antennas are constructed with the best quality materials in order that the best mechanical construction can be achieved, not the cheapest and most profitable! Even a digital caliper is used (with an accuracy of .01mm) to measure the elements during production to ensure they are within 0.2mm of what they should be, this ensures they work as well as our software model predicts.

Note: Much development time has gone into our antennas, not just on basic electromagnetic design, we are able to model the effect of insulators, booms and other objects to ensure the make up of our antennas have least effect on performance and pattern degradation. More information can be found [here](#)

- Marine grade Stainless Steel Fittings
- Original Stauff Insulation clamps
- Mill finished boom and elements for highest levels of accuracy

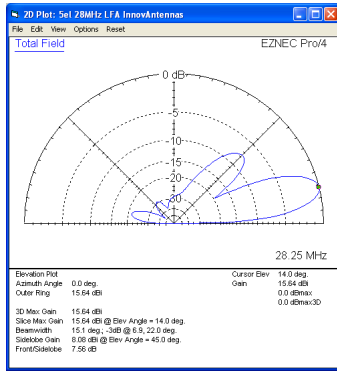


Azimuth Plot

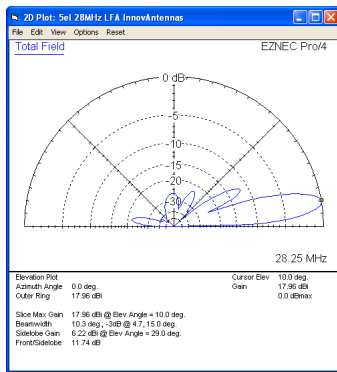


Elevation Plot

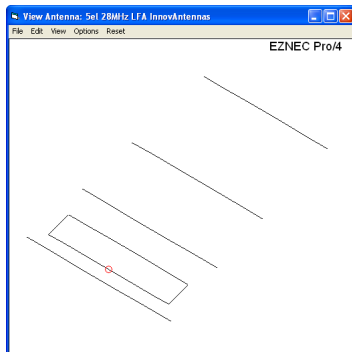
28MHz Yagis (ALL): 5 element 28MHz LFA Yagi (8m)



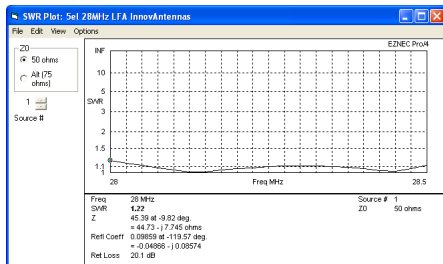
Single 5 element LFA up 10m above ground



2 x 5el LFA Yagi 8m apart with the bottom antenna 10m above ground



The 5el 28MHz LFA Element Layout



SWR

Manufactured the right way, not the cheapest way!

//