



A Heavy Duty, Self supporting vertical HF antenna for HF 43' long.  
60m/40m/30m/20m/17m Band vertical HF antenna



## Description

**The InnovAntennas VertiGo - 43V. A 43' vertical of heavy duty construction for use on 5 bands between 60m and 17m [VertiGo-43V](#)**

**The VERTIGO 43V is available from WiMo in Germany or DX Engineering in the USA - No direct supply from the UK factory**

**Why choose an InnovAntennas 43' (13m) self-supporting vertical?**

**Base of this antenna is 60mm diameter Base tube tapering to 6mm diameter at the top**

There are many multi-band vertical options out there. Most are shortened and make use of traps and coils in order to produce an SWR close to being acceptable to a modern transceiver. However, this does not make them effective or efficient radiators. The VertiGo 33V is optimised in length and mechanical design too in order to ensure you do not need to guy this antenna, it stands up by itself! Least visual impact means a happy partner and neighbours!

The InnovAntennas VertiGo 43V uses its whole length as a radiator on every band. While it operates only as a 2-band antenna if direct fed (21MHz and 7MHz) An auto ATU placed at the base of the antenna (the only place an ATU should ever be) ensures that the antenna remains the only antenna in your system and not the coax too (as it would be if you use a radio-end ATU). Worst case scenario means you can use your rig ATU but for best results, the remote tuner is a must!

### **Benefits of a 43 foot radiator on 60m through 17m**

The vertiGo 43V is the best way to maximise your lower HF band DX experience in a small garden. While ground plane wires are best installed, the visual impact of this antenna (not having any guy ropes) is much less than say a horizontal wire which would need to be elevated above ground and have at least 2 supports. With the VertiGo 43V, you can mount at ground level without the detrimental impact of buildings and trees that you might expect on upper HF and VHF. Additionally, angle of radiation remains low (this means you hear and work DX!!) whereas with a horizontal wire you would need to have substantial height above ground to achieve the same. For example, if you were on 40m, your horizontal wire dipole would need to be over 60' (19m) above ground (this height varies with frequency)!!

### **How well will it work?**

The VertiGo 43V will provide exceptional performance on **60m/40m/30m/20m and 17m**. It will work on 15/12/10 and 6m also. However, while you may get a matched antenna and tune it on lower and higher bands, there are reasons why an antenna this size will not work as well on those bands. Keep in mind that performance is likely to still be far superior to shorter, coil/trapped verticals!

**160m/80m** - For use on these bands you will need a wide range ATU but efficiency will be down and received signals not as strong as on other bands. The 160-80-Coil kit which is fitted between the antenna and ATU will provide usage on these bands.

## 43' HF Vertical antenna 60/40/30/20/17m bands

---

**15m, 12m, 10m & 6m** - At the length this antenna is, radiated angle on these bands starts to increase so although the antenna will work, the results will be provide more 'loca' results rather and serious DX ones!

The VrtiGo 43V is in its own class for making DX on the lower bands from very compact garden lots.

**The standard mounting arrangement will accept a 2" pole mount. Changes to this can be made upon request include specialist ATU mounting plates if required.**

A 43' vertical is one of the best size compromises you can buy for the lower HF frequencies, period!

As with all our antennas, this antenna is built to last. The antenna tapers from 2" to 3/8" in order that forces transferred from the top of the antenna are absorbed through carefully sized sub-sections on the way down the antenna resulting less liklihood of damage to the lower part of the antenna or base. The taper schedule has been computer optimised, not guessed!

Our antennas are constructed with the best quality materials in order that the best mechanical construction can be achieved, not the cheapest and most profitable!

1. **Marine grade Stainless Steel Fittings\***
2. **Original Stauff insulator clamps**
3. **Mill finished for highest levels of accuracy**
4. **Computer optimised electromagnetically and mechanically**

If you are looking for the best of the best from both a performance and mechanical construction perspective then look no further, you have come to the right place!



# 43' HF Vertical antenna 60/40/30/20/17m bands



**EA6AMM 43' Vertigo installed at his home and his report below (This is his own ATU installed at the base, it is not included with 43V):**

Dear Justin,

The Vertigo 43 feet vertical is already QRV at my QTH, working fine!

Until now I was using, for all bands, a 5/8 ? vertical for the 11 m band tuned, so although I have made some nice DX with it, it was impossible to work any stations on 80 and 160 m. Now, with the 43 feet Vertigo, I'm able to work in 80 and 160 meters, and although I haven't done many contacts with it yet, the first impressions are really good and I'm very happy with it! These were made with it:

I'm using it with a Stockcorner JC-4s autotuner

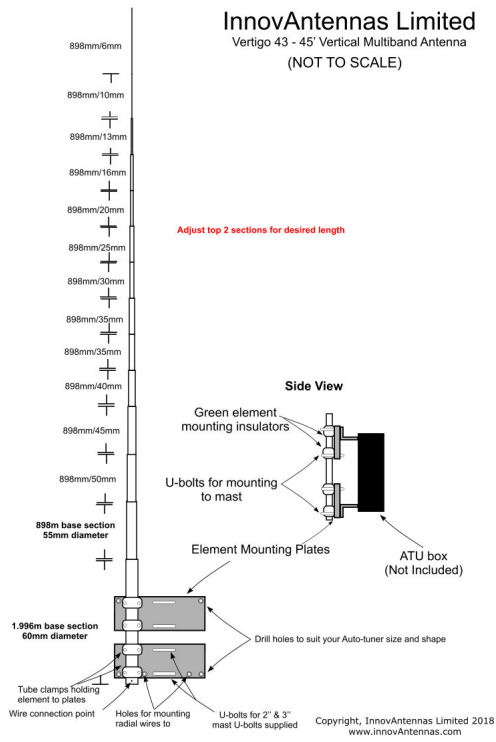
Here I'm sending you some pictures.

Thank you very much!

**Gasper, EA6AMM**

CLUBLOG	Worked	Confirmed	Log Search
EA6AMM	177	141	Go
DX Call	Date	Band	Mode Entity
SUBAMO	2018-11-30	80M	CW NIGER
YL3CW	2018-11-30	80M	CW LATVIA
EW4DW	2018-11-30	80M	CW BELARUS
H7R4WAA	2018-11-30	30M	CW NICARAGUA
XT2AH	2018-11-30	20M	CW BURKINA FASO
CT9DJZYA	2018-11-30	80M	CW MADEIRA ISLANDS
CT9DJZYA	2018-11-30	160M	CW MADEIRA ISLANDS
OG1X	2018-11-29	80M	CW FINLAND

# 43' HF Vertical antenna 60/40/30/20/17m bands



A typical installation with MFJ tuner installed with optional ATU mount fitted (VertiGo 43V pictured)



Rear side and mounting arrangement with optional ATU mount fitted (VertiCo 43V pictured)



Joins are swagged for maximum strength Marine-grade Stainless Steel fixings used throughout

**Customer Comment:**

*"Just a few words about my 33ft vertical you supplied me 18-24mths ago before you started selling them..Its been a superb antenna and has held up in some very strong winds(70-80mph) here on the coast at Shoeburyness, Essex, UK.  
I've installed about 30 radials on a base plate and have had some very nice contacts around the world, mostly 40m but works very well on 20m and not bad at all on 17m with ATU. The DES-pole takes care of high bands.  
Keep up the fine work.*

*Kind regards  
Wayne (MOWBK)"*

**Performance**

**Angle of Radiation:** 60m = 24 degrees, 40m = 24 degrees, 30m = 21 degrees, 20m = 16 degrees, 17m = 44 degrees

**Maximum Power handling:** 8KW (ATU limits power handling ability)

**longest Section Length:** 13m (43')

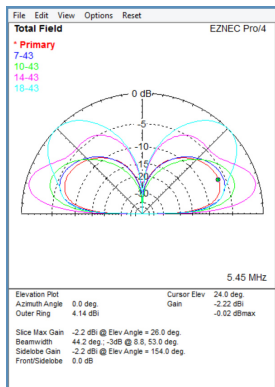
**Weight:** 7Kg including all base plates, U-bolts and mouting equipment

**Wind Loading:** 0.1 Square Metres / 1.2 Square feet


**Wind Survival:** 160KPH / 100MPH

# 43' HF Vertical antenna 60/40/30/20/17m bands

Other options available if higher wind loading/survival is required.



Pattern overlays above per band. 5MHz is in Red and first on the list



**Manufactured the right way, not the cheapest way!**

\*Where possible marine grade stainless steel components are used.

//