



Sales price £299.95

Sales price without tax £249.96
Tax amount £49.99

A Very low-noise 50MHz LFA Yagi

Description

A 4 element very low-noise LFA Yagi - for high noise urban environments - 2023 update

This antenna is the same size as the standard 4el LFA. However, it has been modeled for maximum suppression of the F/R plane to ensure minimal unwanted noise pick up.

The G0KSC LFA Yagi is a major step forward in the development of the Yagi Antenna; **it provides a low-noise front-end for your radio so you hear more weak signals**. This compact 4 element 50Mhz LFA provides stunning performance across the important section of the 6m band (50.00 - 50.500MHz). Hard to beat with a direct 50 Ohm feed-point and no matching losses and suppression of unwanted noise !!

Performance

9.4dBi @ 50.150MHz

31.87dB @ 50.150MHz

Peak Gain: 9.97dBi

Gain at 10m above Ground: 14.94dBi @ 50.150MHz

Peak F/B: 32.61dB

Power Rating: 5kw

SWR: Below 1.2:1 from 50.00MHz to 50.500MHz

Stacking Distance: 3.5-4.5m (4m recommended)

2 Stacked Gain @ 4m spacing: 12.19dBi

2 Stacked F/B: 24.49dB

2 Stacked Gain @ 3m Spacing 10m above ground: 17.55dBi

Boom Length: 3.4m

Weight: 3.89Kg / 8.57lb

Turning Radius: 2.450m

Wind Loading: 0.16 Square Metres / 1.77 Square feet

50MHz Yagis (all): 4 element 50MHz LFA-LN Yagi

Wind Survival: 253KPH / 157MPH

Other options available if higher wind loading/survival is required.

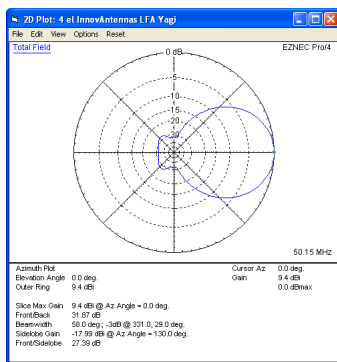
Specification

This antenna is made 1/2 inch (12.7mm) center elements and 3/8 inch (9.525mm) outer elements. The antenna has fully insulated elements which will ensure continuous, high performance for many years to come. Boom to mast brackets are included with all antennas which will support 2 inch (50mm) masts. Boom is 1.25 inch square 16SWG aluminum.

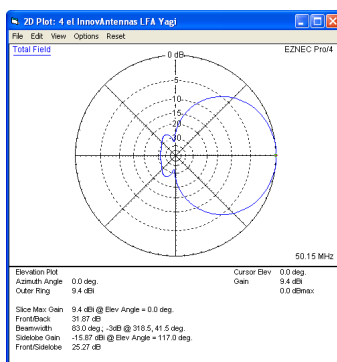
Our antennas are constructed with the best quality materials in order the best mechanical construction can be achieved, not the cheapest and most profitable! Even a digital caliper is used (with an accuracy of .01mm) to measure the elements during production to ensure they are within 0.2mm of what they should be, this ensures they work as well as our software model predicts.

Note: much development time has gone into our antennas, not just on basic electromagnetic design, we are able to model the effect of insulators, booms and other objects to ensure the make up or our antennas have least effect on performance and pattern degradation. More information can be found [here](#)

- Marine grade Stainless Steel Fittings
- Original Stauff Insulation clamps
- Mill finished boom and elements for highest levels of accuracy

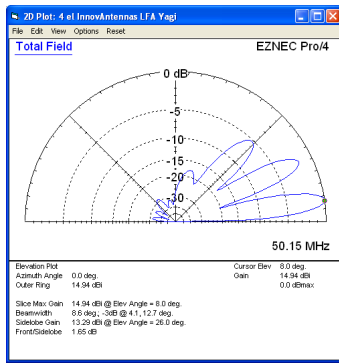


Azimuth Plot

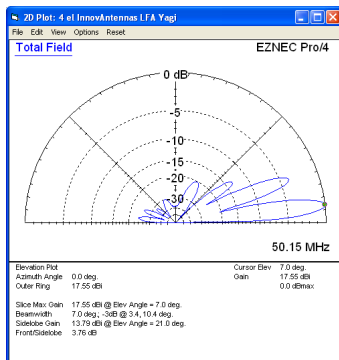


Elevation Plot

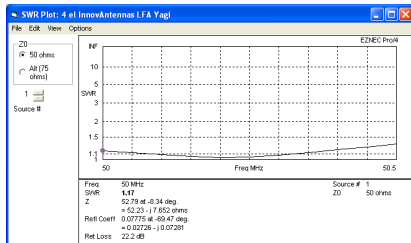
50MHz Yagis (all): 4 element 50MHz LFA-LN Yagi



Single 4 element LFA up 10m above ground



2 x 4 el LFA Yagi 4m apart with the bottom antenna 10m above ground



The 4 element 50MHz LFA-LN installed at ZD7VC

SWR

Manufactured the right way, not the cheapest way!

///