



Sales price £149.95

Sales price without tax £124.96

Tax amount £24.99

A 2 element High Gain 60MHz - 80MHz LFA-Q Quad Style Yagi



Description



A 2 element LFA-Q (Super-rigid Quad-style) Super-Light Yagi for 60Mhz-80MHz

The LFA-Q Packs a bigger punch than a traditional Yagi with MUCH MORE GAIN per metre of boom

Notes:

1. This antenna can be optimised and built for use across any 1MHz bandwidth section between 60MHz and 80MHz.
2. All Band one antennas are supplied with a 1.5kw ferrite core balun fitted with an N-type connector

If it is gain you want from a small boom, this is the antenna for you! Wow super tiny boom!!

Another impressive design from G0KSC, **'The Quad has been InnovAted!'** A Quad-style antenna with full wave length loop elements which provide a number of benefits. First, if the elements are of reasonable thickness (as ours are, they are not wire!) then good bandwidth coverage can be achieved. Next, up to around 7 elements (1.5wl) much better gain per metre of boom can be achieved than would otherwise be possible from a traditional Yagi covering the same bandwidth. Finally, with the dual-boom structure and 1/2" diameter elements, the LFA-Q is extremely rigid and can stand up to some serious weather conditions!

IDEAL PORTABLE OR SOTA USE! BOOM IS JUST 29cms!!

Despite it's rigidity, the LFA-Q is extremely light weight and this means even in strong winds, snow and ice the LFA-Q will hold its own.

Our antennas are constructed with the best quality materials in order the best mechanical construction can be achieved, not the cheapest and most profitable! Even a digital caliper is used (with an accuracy of .01mm) to measure the elements during production to ensure they are within 0.2mm of what they should be, ensuring they work as well as our software model predicts.

Customer comment on the LFA-Q:

"Very nice...assembled and installed over the last two days - even though it arrived over night!

Performs extremely well - It replaced a MET 144 8T (remember them) that was about 20 years old - the gamma match had become unstable - suspect the trombone dielectric has aged/decayed.

This antenna has great FB like the MET but I think gain is very comparable and bandwidth far, far superior.

Thanks for the great service

Martin VE7MM/G4EZG"

- Marine grade stainless steel fittings
- Original Stauff Insulation clamps
- Mill finished boom and elements for highest levels of accuracy



This is one tiny boom!

For more information This email address is being protected from spambots. You need JavaScript enabled to view it.

Typical Performance

Gain: 6.77dBi @ 70.2MHz

F/B: 16.7dB @ 70.2MHz

Peak Gain: 6.88dBi

Gain 10m above ground: 12.47dBi

Peak F/B: 16.95dB

Power Rating: 5kw

SWR: Below 1.4:1 from 69.9MHz to 70.5MHz

Boom Length: 29cms

Loop Height: 50cms

Weight: 0.7kg/1.2lbs

Safe Wind Speed: 210Kph/130Mph

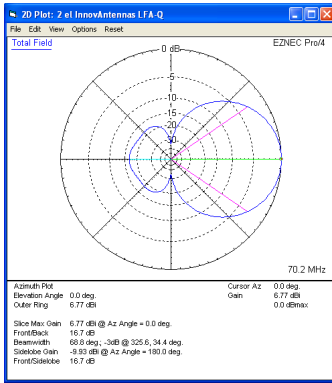
Turning Radius: 1.55m/5ft

Vertical Stacking: 2.2m

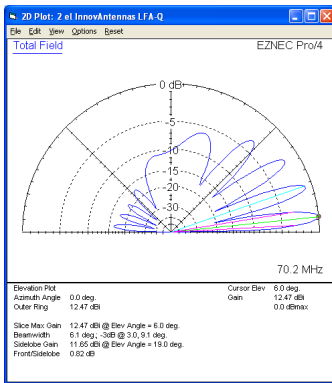
Specification

This antenna is made with a 1/2 inch (12.7mm) and 3/8 inch (9.525mm) diameter tube for the LFA-Q and the boom sections are 3/4" 19mm diameter. **This antenna is not made cheaply, it is made to perform and to do so for many years with Marine Grade Stainless Steel fixings.**

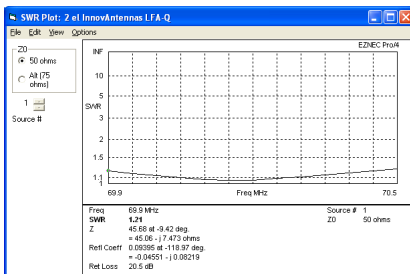
No figures are made up here as they are in some Ham Radio adverts, all performance figures are verified in the very latest software simulation packages with some antennas being professionally confirmed on an antenna range.



Azimuth Plot



Elevation Plot 10m above ground



SWR

Manufactured the right way, not the cheapest way!

* Where possible marine grade stainless steel components are used.

//