



Sales price £169.95

Sales price without tax £141.63
Tax amount £28.33

A Super High Gain Directional antenna for PMR446 420-460MHZ
Professional grade antenna

Description




A 17 element for 420MHz to 460MHz including PMR446 Yagi with rear mounting and N-type connector. this is a professional grade antenna.

G0KSC has become well-known for the design of low noise Yagi antennas and the PMR446 OP-DES is no exception. Providing a massive 13.5dBi gain (without ground gain) and huge beamwidth and direct 50Ohm feed (no matching) the PMR446 is hard to beat.

When any antenna is placed above ground, ground gain can result and this antenna is no exception with 19.4dBi at 8m above ground!

NOTE: With All our HF antennas we can custom design your element taper and element size requirements in order to cater for all weather and installation requirements This email address is being protected from spambots. You need JavaScript enabled to view it. e-mail address is being protected from spambots. You need JavaScript enabled to view it us for details.



1 x 17el PMR 446 Yagi installed



4 x 17el PMR-446 Yagis phased and stacked. For information on how to do this, contact us

Performance

Gain Avg.: 13.5dBi

F/B Avg.: 25.31dB

Peak Gain: 13.59dBi

Gain 10m above ground: 19.09dBi

Peak F/B: 25.56dB

Power Rating: 5kw

SWR: Below 2.1 or better from **420MHz to 460MHz**

Boom Length: 180cms

Vertical Stacking: 140cms

Weight: 1.5kg

This antenna can be stacked, This email address is being protected from spambots. You need JavaScript enabled to view it.for more information and your specific requirements

Other options available if higher wind loading/survival is required.

Specification

This antenna is made 3/8 inch (9.525mm) elements set into a 3/4" (19mm) boom which is rear mounted.

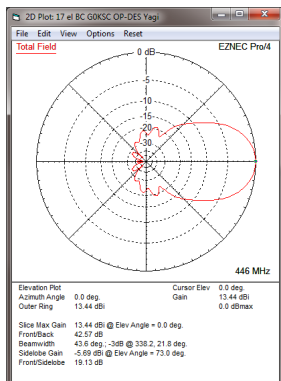
OTHER TAPER SCHEDULES ARE AVAILABLE IN THIS ANTENNA, CALL OR EMAIL FOR DETAILS

Our antennas are constructed with the best quality materials in order the best mechanical construction can be achieved, not the cheapest and most profitable! Even a digital caliper is used (with an accuracy of .01mm where needed) to measure the elements during production to ensure they are within 0.2mm of what they should be, ensuring they work as well as our software model predicts.

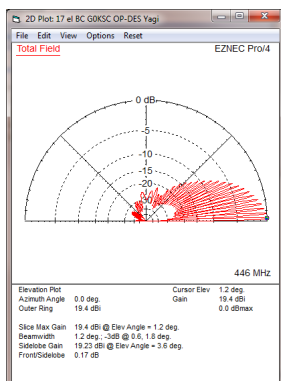
Note: much development time has gone into our antennas, not just on basic electromagnetic design, we are able to model the effect of insulators, booms and other objects to ensure the make up of our antennas have least effect on performance and pattern degradation. More information can be found [here](#)

- Marine grade stainless steel fittings
- Original Stauff Insulation clamps

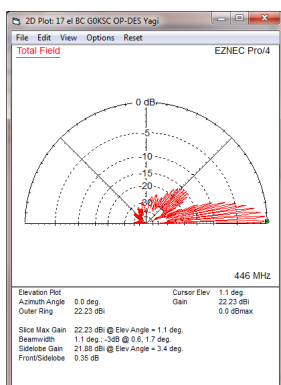
- Mill finished boom and elements for highest levels of accuracy



Azimuth

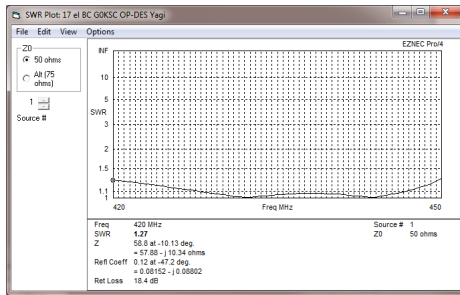


Elevation Plot 8m above ground (19.4dBi with Ground Gain)



2 x 17el at 8m above ground and 80cms apart 22.23dBi!

420MHz to 460MHz High Performance Yagi - 446MHz



SWR

Manufactured the right way, not the cheapest way

//