

**Sales price £659.95**

Sales price without tax £549.96  
Tax amount £109.99

12 element (6H/6V) X-polarised LFA Yagi optimised for K1JT's MAP65 software & other EME applications. Stacked pair or box of 4 will work great off the moon & also extraordinarily well on down-to-earth modes such as F2, Es & TEP. Matching H-Frame available

## Description

**Prices 20% less for customers outside of EU**

### A 6 element Crossed (X-POL) LFA Yagi (12el total) for EME and MAP65 Applications

The G0KSC LFA Yagi is a major step forward in the development of the Yagi Antenna; **it provides a low-noise front-end for your radio so you hear more weak signals**. This compact 6el X-POL is just 6m long and provides both Vertical and Horizontal polarization. This Yagi has been designed to be used with K1JT's [MAP 65 software](#) and other EME applications and we have developed a matching non-conductive H-frame for use with it. This antenna can be used on its own, as a part of a stacked pair or as a box of 4, you and your available space can decide!

#### Performance

11.18dBi @ 50.150MHz

31.51dB @ 50.150MHz

**Peak Gain:** 11.22dBi

**Peak F/B:** 32.21dB

**Power Rating:** 5kw+

**SWR:** Below 1.2:1 from 50.00MHz to 50.500MHz

**Stacking Distance:** 4.5-5.4m ( 5.25m recommended)

**Boom Length:** 5.930m

**Weight:** 11.2Kg / 24.2LB

**Turning Radius:** 3.23m / 10.6ft

**Wind Loading:** 0.32 Square Metres / 3.5 Square feet

**Wind Survival:** 160KPH + /100MPH+

*Other options available if higher wind loading/survival is required.*

#### Specification

This antenna is made with 1/2 inch (12.7mm) center elements and 3/8 inch (9.525mm) outer elements. The antenna has fully insulated elements which will ensure continuous, high performance for many years to come. Boom to mast brackets are included with all antennas which will support 2 inch (50mm) masts. Boom is 1.5 inch square 16SWG aluminum.

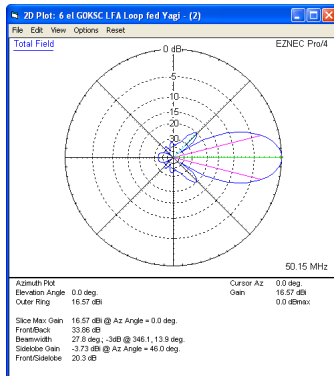
Our antennas are constructed with the best quality materials in order the best mechanical construction can be achieved, not the cheapest and

# 50MHz Yagis (all): 12el (6H/6V) 50MHz X-POL MAP65 Yagi

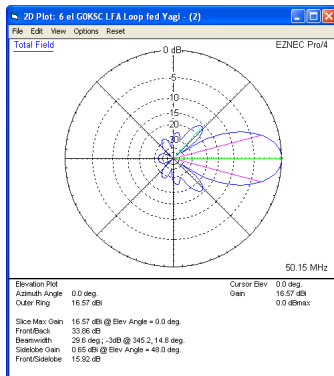
most profitable! Even a digital caliper is used (with an accuracy of .01mm) to measure the elements during production to ensure they are within 0.2mm of what they should be, ensuring they work as well as our software model predicts.

Note: much development time has gone into our antennas, not just on basic electromagnetic design, we are able to model the effect of insulators, booms and other objects to ensure the make up of our antennas have least effect on performance and pattern degradation. More information can be found [here](#)

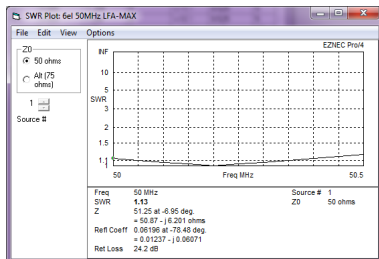
- Marine grade stainless steel fittings
- Original Stauff Insulation clamps
- Mill finished boom and elements for highest levels of accuracy



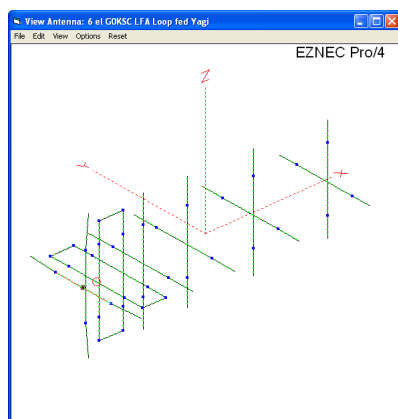
4 x antenna in H-Frame Azimuth Plot in one plane (swapped in reverse polarization)



4 x antenna in H frame Elevation Plot in one plane (swapped in reverse polarization)



SWR



**Manufactured the right way, not the cheapest way!**

// //