

A super low-noise 11 element 50MHz LFA Yagi DX antenna

Description

Prices 20% less for customers outside of EU



An 11 element low-noise LFA-BV (designed for and dedicated to K7BV) Yagi

The G0KSC LFA Yagi is a major step forward in the development of the Yagi Antenna; **it provides a low-noise front-end for your radio so you hear more weak signals.** This 11 element 50Mhz LFA provides stunning performance across the important section of the 6m band (50.00 - 50.400MHz). Hard to beat with a direct 50 Ohm feed-point and no matching losses and suppression of unwanted noise !! This is an excellent antenna for EME see the many reviews around the Internet!

This antenna has very highly suppressed lobes in both azimuth and elevation plots and therefore is ideal for very noisy city locations. If you want to beat the noise in a mid-sized 6m Antenna, this is the one for you!

DEMONSTRATION

VA3NCD had the luxury of being able to install 2 50MHz 7el Yagis for testing one against the other. One an M2 7el JHV, the other an InnovAntennas 7el LFA-WOS. He points them to various beacons and switches the antennas.

No need to explain which is the LFA and why the LFA Yagi is called THE Low Noise Yagi!

Performance

Gain: 15.79dBi @ 50.150MHz

F/B: 34.7dB @ 50.150MHz

K7BV 6 x 11el Stack Gain: 27.1dBi

K7BV 6 x 11el Stack F/B: 41.07dB

Peak Gain: 15.92dBi

Peak F/B: 37.43dB

Power Rating: 5kw

SWR: Below 1.13:1 from 50.00MHz to 50.400MHz

11el 50MHz LFA Yagi antenna

Stacking Distance: 8.5 -12m (11-12m recommended)

2 Stacked Gain @ 11m spacing: 18.79dBi

2 Stacked F/B: 39.25dB

2 Stacked Gain @ 11m Spacing 20m above ground: 24.1dBi

Boom Length: 21.02m

Weight: 87Kg / 190.4LB

Turning Radius: 8.997m / 29.5ft

Wind Loading: 1.36 Square Metres / 14.6 Square feet

Wind Survival: 161KPH / 100MPH - **A 125MPH (HD) Version available upon request**

Other options available if higher wind loading/survival is required.

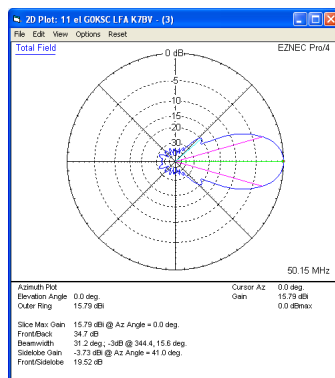
Specification

This antenna is made with tapered elements 5/8 inch (15.88mm) centers and 1/2 inch (12.7mm) outer sections. The antenna has fully insulated elements which will ensure continuous, high performance for many years to come. Boom to mast brackets are included with all antennas which will support 2 inch (50mm) masts. Boom is 3 inch square (76.2mm) 10SWG aluminum (3.2mm wall). A comprehensive (6 guy) boom guy system is provided with this antenna, **Kevlar rope and stainless steel fixtures, fittings and turnbuckles.**

Our antennas are constructed with the best quality materials in order the best mechanical construction can be achieved, not the cheapest and most profitable! Even a digital caliper is used (with an accuracy of .01mm) to measure the elements during production to ensure they are within 0.2mm of what they should be, this ensures they work as well as our software model predicts.

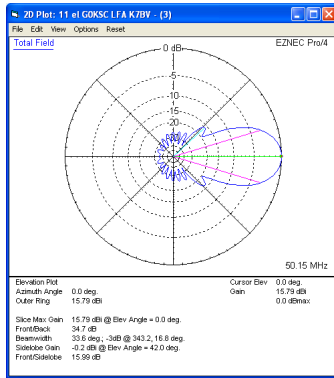
Note: much development time has gone into our antennas, not just on basic electromagnetic design, we are able to model the effect of insulators, booms and other objects to ensure the make up of our antennas have least effect on performance and pattern degradation. More information can be found [here](#)

- **Marine grade Stainless Steel Fittings**
- **Original Stauff Insulation clamps**
- **Mill finished boom and elements for highest levels of accuracy**

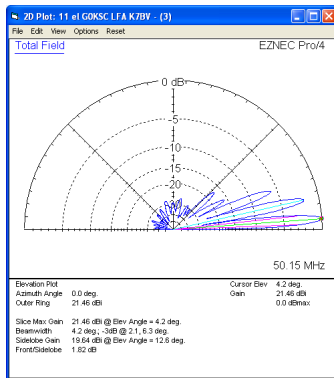


Azimuth Plot

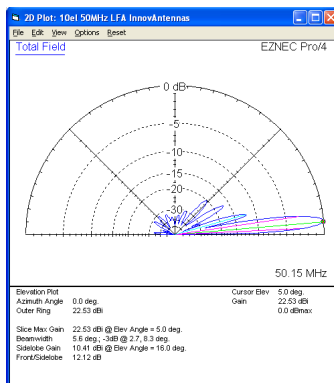
11el 50MHz LFA Yagi antenna



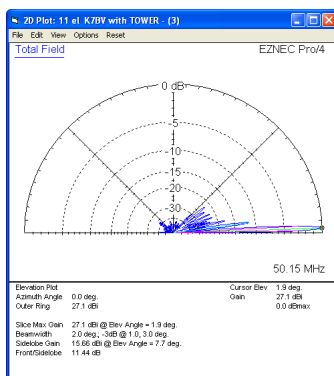
Elevation Plot



Single 10 element LFA up 10m above ground

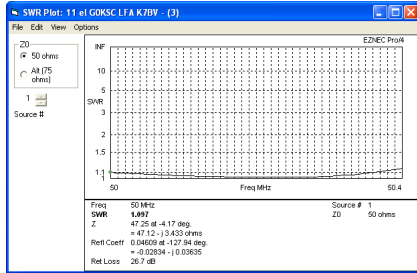


2 x 11 el LFA Yagi 11m apart with the bottom antenna 20m above ground



11el 50MHz LFA Yagi antenna

The K7BV stack - 6 x 11el LFA-BV stacked 36' apart



SWR

Manufactured the right way, not the cheapest way!

// //