



**Sales price £489.95**

Sales price without tax £408.29

Tax amount £81.66

A super low-noise 50MHz LFA Yagi

## Description

### A 7 element low-noise LFA2 Yagi Bent Element Yagi - 2023 update

The G0KSC LFA Yagi is a major step forward in the development of the Yagi Antenna; **it provides a low-noise front-end for your radio so you hear more weak signals**. This 7 element 50MHz LFA2 is another exciting slant on the LFA design with both the last third of both the reflector and first director elements being bent towards the driver loop in order to enhance performance. Incredible levels of F/B have been achieved providing the ultimate in rear-end suppression.

This antenna has very highly suppressed lobes in both azimuth and elevation plots and therefore is ideal for very noisy city locations. If you want to beat the noise in a mid-sized 6m Antenna, this is the one for you!

Super-thick elements on this antenna for high-wind locations, wind survival 115MPH +



### Performance

12.81dBi @ 50.150MHz

43.33dB @ 50.150MHz

**Peak Gain:** 12.85dBi

**Peak F/B:** 45.95dB

**Power Rating:** 5kw

**SWR:** Below 1.1:1 from 50.00MHz to 50.500MHz

**Stacking Distance:** 5.5 -7.5m ( 6.8m recommended)

**2 Stacked Gain @ 6.8m spacing:** 15.69dBi

**2 Stacked F/B:** 35.22dB

**2 Stacked Gain @ 6.8m Spacing 10m above ground:** 20.65dBi

**Boom Length:** 8.9m

**Weight:** 15Kg / 33Lbs

**Turning Radius:** 4.662m / 15.296ft

**Wind Loading:** 0.34 Square Metres / 3.66 Square feet

**Wind Survival:** 154KPH / 96MPH

*Other options available if higher wind loading/survival is required.*

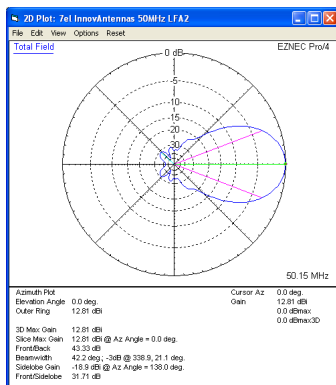
**Specification**

This antenna is made with tapered elements 16mm **centres and 13mm outer sections**. The antenna has fully insulated elements which will ensure continuous, high performance for many years to come. Boom to mast brackets are included with all antennas which will support 2 inch (50mm) masts. Boom has a 32 section taper form 50mm, to 45mm then 40mm square with a 2mm wall aluminum. **A boom guy system is provided with this antenna.**

Our antennas are constructed with the best quality materials in order that the best mechanical construction can be achieved, not the cheapest and most profitable! Even a digital caliper is used (with an accuracy of .01mm) to measure the elements during production to ensure they are within 0.2mm of what they should be, ensuring they work as well as our software model predicts.

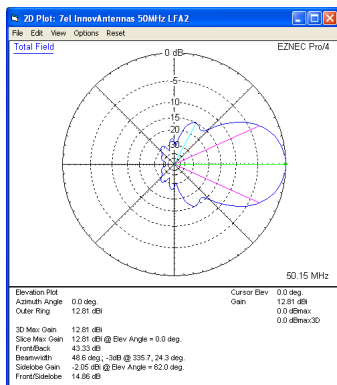
Note: Much development time has gone into our antennas, not just on basic electromagnetic design, we are able to model the effect of insulators, booms and other objects to ensure the make up of our antennas have least effect on performance and pattern degradation. More information can be found [here](#)

- **Marine grade Stainless Steel Fittings**
- **Original Stauff Insulation clamps**
- **Mill finished boom and elements for highest levels of accuracy**

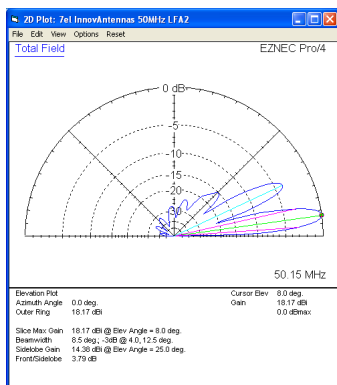


**Azimuth Plot**

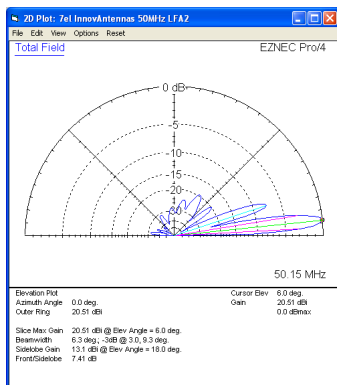
50MHz Yagis (all): 7 element 50MHz LFA2-HD Yagi (8.9m)



Elevation Plot

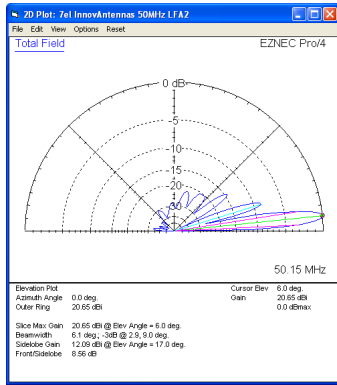


Single 7 element LFA2 up 10m above ground

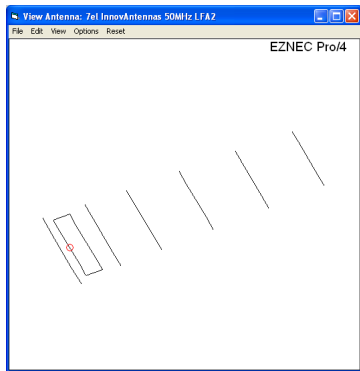


2 x 7 el LFA Yagi 6m apart with the bottom antenna 10m above ground

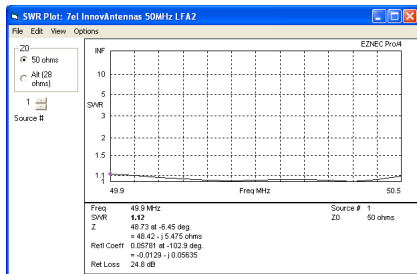
# 50MHz Yagis (all): 7 element 50MHz LFA2-HD Yagi (8.9m)



2 x 7 el LFA Yagi 6.8m apart with the bottom antenna 10m above ground



The 7el LFA2 element layout



SWR

Manufactured the right way, not the cheapest way!

//