



Sales price £1,295.95

Sales price without tax £1,079.96
Tax amount £215.99

A Wideband 28MHz OP-DES Yagi

Description



A 7 element wideband 27-28MHz OP-DES (Oposing Phase Driven Element System) Yagi - **Second Generation OP-DES Yagi !**

The OP-DES is the newest in patent technology produced by InnovAntennas and is specifically designed for maximum performance, wide-band applications. Read more about the [OP-DES Yagi Here](#). InnovAntennas use the latest in [Electromagnetic Design Technology](#) to ensure the very best results and the OP-DES Yagi is proof of that!

This antenna has a flat SWR curve covering 27-28MHz at 1.2:1 SWR. The compact 7el is an antenna with a huge punch over a wide bandwidth, Take a look!



The 7el OP-DEs at MM1BMK

Performance

Gain: 12.13dBi @ 27.555MHz

F/B: 32.27dB @ 27.555MHz

Peak Gain: 12.2dBi

Gain at 10m above Ground: 16.87dBi

Peak F/B: 33.83dB

Power Rating: 5kw

7el 27MHz DX Yagi

SWR: Below 1.2:1 from 27.0MHz to 28.0MHz

Stacking Distance: 8.0-12m (12m recommended)

2 Stacked Gain @ 12m spacing: 15.05dBi

2 Stacked F/B: 33.82dB

2 Stacked Gain @ 12m Spacing 10m above ground: 19.26dBi

Boom Length: 13.2m

Weight: 29Kg

Turning Radius: 7.088m / 23.25ft

Wind Loading: 0.66 Square Metres / 7.12 Square feet

Wind Survival: 164KPH / 102MPH - **A 125MPH (HD) version is available upon request**

Other options available if higher wind loading/survival is required.



The 7 element OP-DES for 27/28MHz at LZ4TX

"Hi Justin!

Just to now your 7el. OP-DES YAGI for 28Mhz is on first place in CQ WPX

2016 SOSB assisted 28Mhz CW. That what i looking for.

So....prepare me please the prices of 5el 20m 15.5m long and 6el 20m 17m long heavy duty. Give me please advice to choice one. I hope that my wife will make me gift again for the new 2017.

With regards TODOR - LZ4TX "

Specification

This antenna is made with 3/4 inch (19.05mm) centre elements and 5/8 inch (15.88mm) outer elements and 1/2 inch (12.7mm) tips. The OP-DES end sections 3/8 inch (9.525mm). The antenna has fully insulated elements which will ensure continuous, high performance for many years to come. Boom to mast brackets are included with all antennas which will support 2 inch (50mm) masts. Boom is 2 inch (50.1mm) square 10SWG aluminum (3.2mm wall).

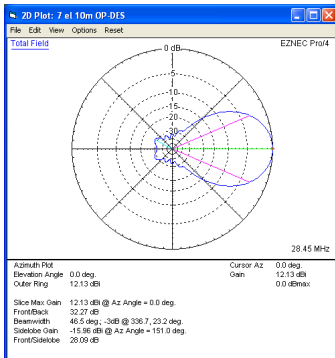
OTHER TAPER SCHEDULES ARE AVAILABLE FOR THIS ANTENNA, CALL OR EMAIL FOR DETAILS

Our antennas are constructed with the best quality materials in order that the best mechanical construction can be achieved, not the cheapest

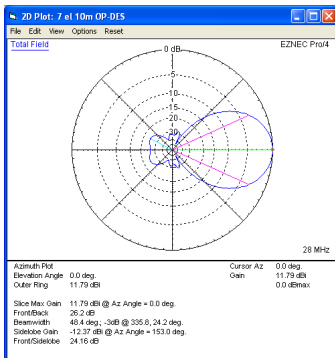
and most profitable! Even a digital caliper is used (with an accuracy of .01mm) to measure the elements during production to ensure they are within 0.2mm of what they should be, ensuring they work as well as our software model predicts.

Note: Much development time has gone into our antennas, not just on basic electromagnetic design, we are able to model the effect of insulators, booms and other objects to ensure the make up of our antennas have least effect on performance and pattern degradation. More information can be found [here](#)

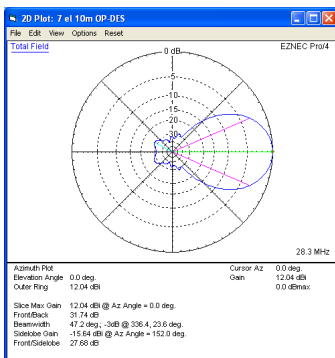
- Marine grade Stainless Steel Fittings
- Original Stauff Insulation clamps
- Mill finished boom and elements for highest levels of accuracy



Azimuth Plot

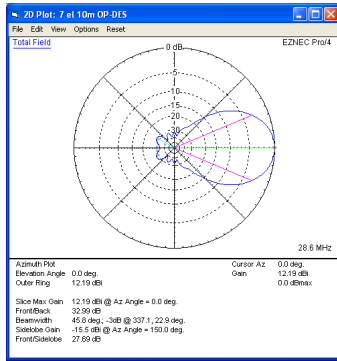


Azimuth plot at 28.0MHz

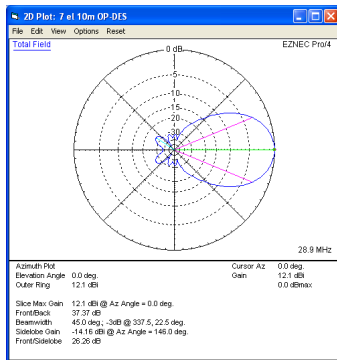


Azimuth plot at 28.3MHz

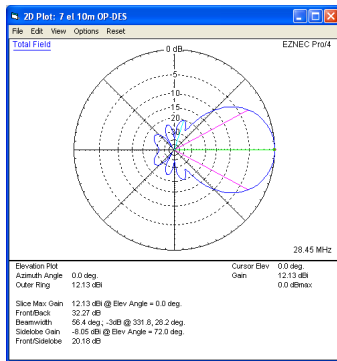
7el 27MHz DX Yagi



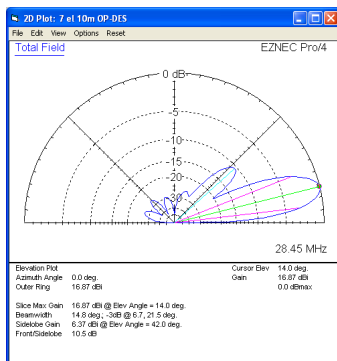
Azimuth plot at 28.6MHz



Azimuth plot at 28.9MHz

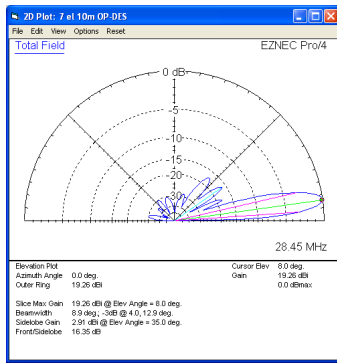


Elevation Plot



Single 7 element OP-DES up 10m above ground

7el 27MHz DX Yagi



2 x 7el

//