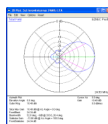


**Sales price £599.95**

Sales price without tax £499.96

Tax amount £99.99

A High-Gain 24MHz LFA Yagi



## Description

### A 5 element High Performance LFA Yagi

The G0KSC LFA Yagi is a major step forward in the development of the Yagi Antenna, **it provides a low-noise front-end for your radio so you hear more weak signals** while at the same time maximising all round performance. This compact 5 element 24Mhz LFA provides stunning performance across the whole 12m band (24.850 - 25.00MHz). Hard to beat with a direct 50 Ohm feed-point and no matching losses and suppression of unwanted noise!!

More information on the LFA Yagi can be found [here](#).

**NOTE:** With all our HF antennas we can custom design your element taper and element size requirements in order to cater for all weather and installation requirements This email address is being protected from spambots. You need JavaScript enabled to view it. us for details.

### Performance

10.48dBi @ 24.920MHz

24.34dB @ 24.920MHz

**Peak Gain:** 10.55dBi

**Gain at 10m above Ground:** 15.50dBi @ 24.920MHz

**Peak F/B:** 24.86dB

**Power Rating:** 5kw

**SWR:** Below 1.1:1 from 24.850 - 25.00MHz

**Boom Length:** 9.22m

**Weight:** 13.2Kg / 30.2LB

**Turning Radius:** 5.533m / 18.15ft

**Wind Loading:** 0.25 Square Metres / 2.73 Square feet

**Wind Survival:** 146KPH / 91MPH

*Other options available if higher wind loading/survival is required.*

**Stacking Distance:** 6.5-10m (9m recommended)

**2 Stacked Gain @ 9m spacing:** 13.2dBi

2 Stacked F/B: 19.25dB

2 Stacked Gain @ 9m Spacing 12m above ground: 17.88dBi

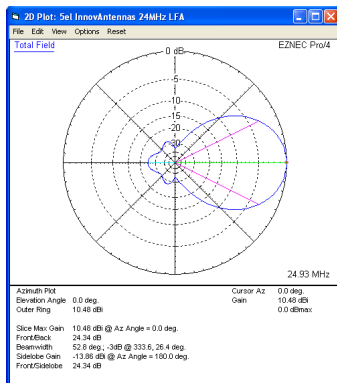
**Specification - Heavy Duty version** (lighter duty version available upon request)

This antenna is made with 5/8 inch (15.88mm) forming the middle taper section and 1/2 inch (12.7mm) and 3/8 inch (9.525mm) forming outer elements. The antenna has fully insulated elements which will ensure continuous, high performance for many years to come. Boom to mast brackets are included with all antennas which will support 2 inch (50mm) masts. Boom is 1.5 inch square 16SWG aluminum.

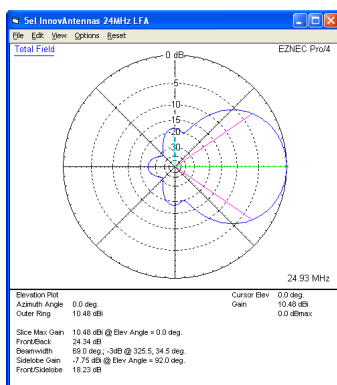
Our antennas are constructed with the best quality materials in order that the best mechanical construction can be achieved, not the cheapest and most profitable! Even a digital caliper is used (with an accuracy of .01mm) to measure the elements during production to ensure they are within 0.2mm of what they should be, this ensures they work as well as our software model predicts.

Note: Much development time has gone into our antennas, not just on basic electromagnetic design, we are able to model the effect of insulators, booms and other objects to ensure the make up of our antennas have least effect on performance and pattern degradation. More information can be found [here](#)

- Marine grade Stainless Steel Fittings\*
- Original Stauff Insulation clamps
- Mill finished boom and elements for highest levels of accuracy

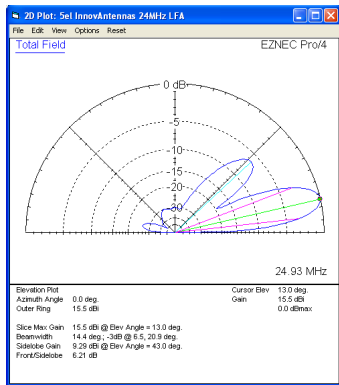


Azimuth Plot

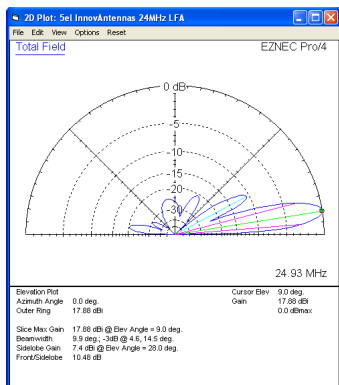


Elevation Plot

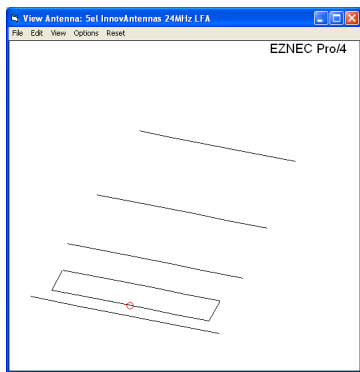
24MHz LFA Yagis: 5 element 24MHz LFA Yagi (9.2m)



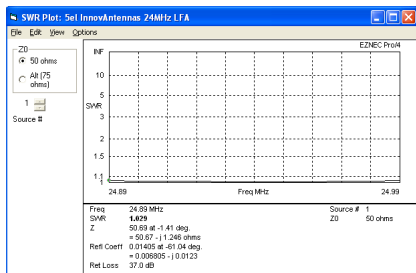
Single 5 element LFA up 12m above ground



2 x 5 el LFA Yagi 9m apart with the bottom antenna 12m above ground



The 12m LFA element layout



SWR

Manufactured the right way, not the cheapest way!

\*Where possible marine grade stainless steel is used.  
//