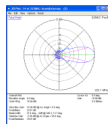


**Sales price £269.95**

Sales price without tax £224.96

Tax amount £44.99



## Description

**Prices 20% less for customers outside of EU**

**A 15 element Very Low Noise Yagi for serious DX, weak signal and EME applications upon 222MHz**

The G0KSC LFA (Loop Fed Array) Yagi has quickly become 'the one to have' if you are looking for serious weak signal work on the bottom of the 222MHz band. The LFA Yagi has been specifically designed to ensure the lowest levels of unwanted noise are received. The compliment of a tight, highly suppressed pattern and closed loop fed system ensure everything from rain static to man-made noise are heavily reduced.

Read more about why the LFA is better [HERE](#)

The LFA is especially effective for EME where very low noise antennas are required and many hours of development have been spent ensuring the highest levels of performance have been achieved in an antenna that is not affected by wet weather conditions. As a single, double and 4 stack system, the LFA Yagi is the one to have.

Our antennas are constructed with the best quality materials in order the best mechanical construction can be achieved, not the cheapest and most profitable! Even a digital caliper is used (with an accuracy of .01mm) to measure the elements during production to ensure they are within 0.2mm of what they should be, ensuring our antennas work as well as our software model predicts.

1. **Marine grade stainless steel fittings\***
2. **Original Stauff insulator clamps**
3. **Mill finished for highest levels of accuracy**

If you are looking for the best of the best from both a performance and mechanical construction perspective then look no further, you have come to the right place!

### Performance

**Gain:** 16.99dBi @ 222.050MHz

**Gain** (1 antenna 10m above ground): 22.88dBi

**Gain** (2 stacked 10m above ground): 25.59dBi

**F/B:** 33.51dB @ 144.050MHz

**Peak Gain:** 17.1dBi

**Peak F/B:** 34.07dB

**Power Rating:** 4kw

**SWR:** Below 1.1:1 from 221.800MHz to 223.00MHz

**Boom Length:** 6.48m

**Stacking Distance Vertically:** 1.99 -2.6m (best trade-off 2.5m)

**Stacking Distance Horizontally:** 1.95 - 2.75m (best trade-off 2.55m)

**2 Stacked Vertically @ 2.5m Gain:** 19.81dBi

**2 Stacked Vertically @2.5m F/B:** 36.92dB

**2 Stacked Horizontally @ 2.55m Gain:** 19.77dBi

**2 Stacked Horizontally @ 2.55m F/B:** 35.01dB

**4 Antennas 2.5m V x 2.55m H Gain:** 22.21dBi

**Sky Temperature:** 213.5 Kelvin

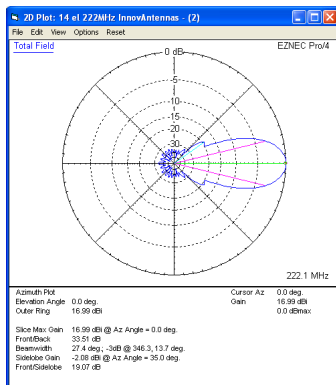
**G/T Figure:** -0.65dB

**Specification**

This antenna has all parasitic elements made from 1/4 inch aluminum rod. The LFA loop is constructed from 4 pieces of aluminum tube. The sections in-line with the parasitic elements are 1/2 inch while the end sections of the loop are 3/8 inch allowing the user to adjust the loop for best SWR. All elements are fully insulated from the boom held in place by high quality UV resistant, **RF neutral insulators** which in-turn are held to the boom via **Marine grade** stainless steel fixings and fittings.

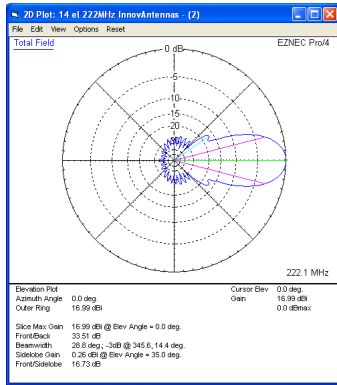
The boom is **1.25 inch square (31.75mm)**, a boom guy is supplied with this antenna.

If you want an antenna to last and perform in all weathers without SWR or bandwidth shifting, this is it.

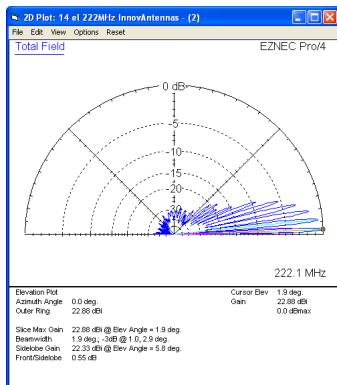


**Azimuth Plot**

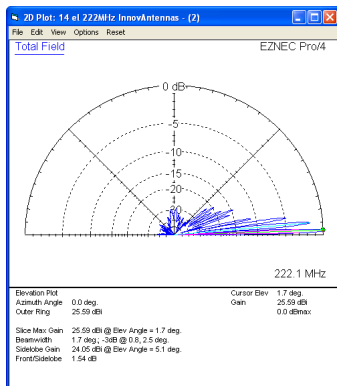
# 222MHz Low-Noise LFA Yagis: 15 element 222MHz LFA Yagi



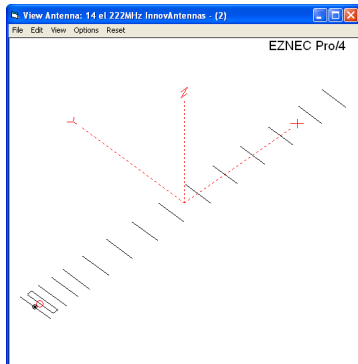
Elevation Plot



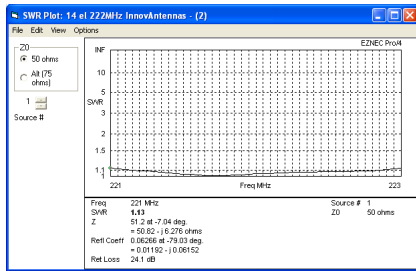
Single antenna 10m above average ground



2 x 15el 222MHz LFAs 10m up and 2.5m apart



The 222MHz 15el LFA element layout



SWR

Manufactured the right way, not the cheapest way!

\*Where possible marine grade stainless steel components are used.

//