

A super low-noise 50MHz LFA Yagi

Description

Prices 20% less for customers outside of EU



A 10 element low-noise LFA-HZE (CT1HZE) Yagi

The G0KSC LFA Yagi is a major step forward in the development of the Yagi Antenna; **it provides a low-noise front-end for your radio so you hear more weak signals.** This 10 element 50MHz LFA provides stunning performance across the important section of the 6m band (50.00 - 50.400MHz). Hard to beat with a direct 50 Ohm feed-point and no matching losses and suppression of unwanted noise !! This is an excellent antenna for EME see the many reviews around the Internet!

This antenna has very highly suppressed lobes in both azimuth and elevation plots and therefore is idea for very noisy city locations. If you want to beat the noise in a mid-sized 6m Antenna, this is the one for you!

Performance

Gain: 15.21dBi @ 50.150MHz

F/B: 31.13dB @ 50.150MHz

Peak Gain: 15.27dBi

Peak F/B: 32.43dB

Power Rating: 5kw

SWR: Below 1.13:1 from 50.00MHz to 50.400MHz

Stacking Distance: 8.5 - 10m (8-9.5m recommended)

2 Stacked Gain @ 9.6m spacing: 18.15dBi

2 Stacked F/B: 31.97dB

2 Stacked Gain @ 9m Spacing 10m above ground: 22.7dBi

Boom Length: 17.67m

Weight: 45Kg / 100LB

Turning Radius: 8.997m / 29.5ft

Wind Loading: 1.217 Square Metres / 13.1 Square feet

Wind Survival:161KPH+ / 100MPH+

Other options available if higher wind loading/survival is required.

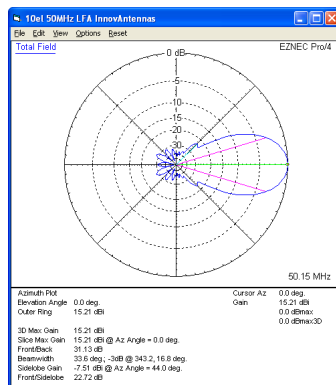
Specification

This antenna is made with tapered elements 5/8 inch (15.88mm) centers and 1/2 inch (12.7mm) outer sections. The antenna has fully insulated elements which will ensure continuous, high performance for many years to come. Boom to mast brackets are included with all antennas which will support 2 inch (50mm) masts. Boom is 3 inch square (76.2mm) 10SWG aluminum (3.2mm wall). A boom guy system is provided with this antenna which includes a secondary under-boom, **Kevlar rope and stainless steel fixtures, fittings and turnbuckles.**

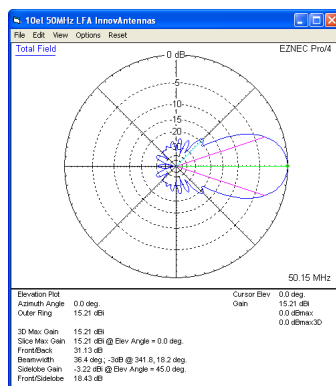
Our antennas are constructed with the best quality materials in order the best mechanical construction can be achieved, not the cheapest and most profitable! Even a digital caliper is used (with an accuracy of .01mm) to measure the elements during production to ensure they are within 0.2mm of what they should be, this ensures they work as well as our software model predicts.

Note: much development time has gone into our antennas, not just on basic electromagnetic design, we are able to model the effect of insulators, booms and other objects to ensure the make up or our antennas have least effect on performance and pattern degradation. More information can be found [here](#)

- Marine grade Stainless Steel Fittings
- Original Stauff Insulation clamps
- Mill finished boom and elements for highest levels of accuracy

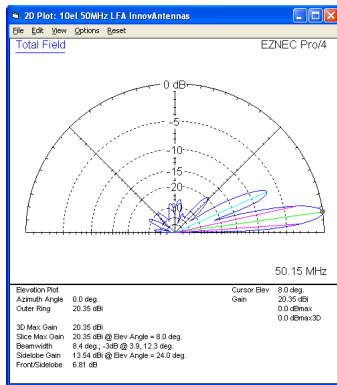


Azimuth Plot

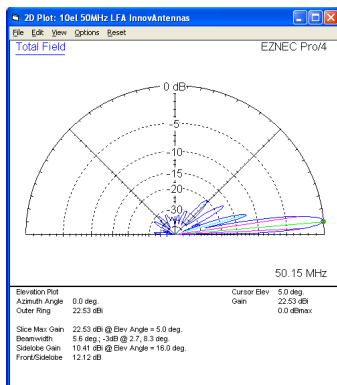


Elevation Plot

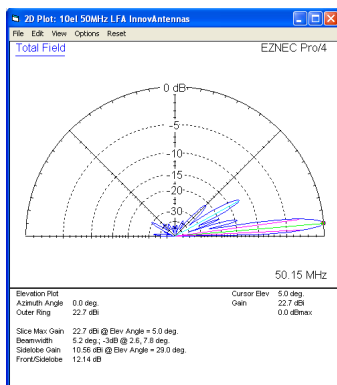
50MHz Yagis (all): 10 element 50MHz LFA-HZE Yagi (17.7m)



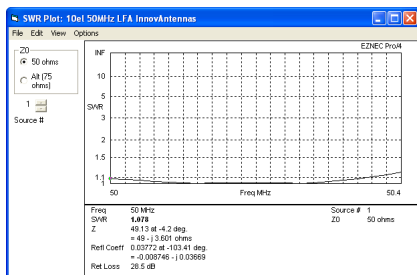
Single 10 element LFA up 10m above ground



2 x 10 el LFA Yagi 8.3m apart with the bottom antenna 10m above ground



2 x 10 el LFA Yagi 9.6m apart with the bottom antenna 10m above ground



SWR



Installed at NW0W

Manufactured the right way, not the cheapest way!

//