



**Sales price £309.95**

Sales price without tax £258.29

Tax amount £51.66

A 10 element low-noise 144MHz LFA Plus2 Yagi



## Description

**An 10 element Low Noise Plus2 LFA Yagi for serious DX and EME applications**



**A 10el Plus 2 ready for install**

The G0KSC LFA (Loop fed Array) Yagi has quickly become 'the one to have' if you are looking for serious weak signal work on the bottom of the 2m band. The LFA Yagi has been specifically design to ensure the lowest levels of unwanted noise are received. The compliment of a tight, highly suppressed pattern and closed loop fed system ensure everything from rain static to man-made noise are heavily reduced.

The LFA is especially effective for EME where very low noise antennas are required and many hours development have been spent ensuring the highest levels of performance have been achieved in an antenna that is not affected by wet weather conditions. As a single, double and 4 stack system, the LFA Yagi is the one to have.

**The LFA Plus2** is an enhancement of the LFA Yagi which provides a super-tight pattern and extremely flat SWR curve due to the addition of 2 more reflectors which are set back on the boom behind the primary reflector. If you are looking for super clean performance, the **LFA Plus2** is perhaps for you!

Read more about the LFA Yagi [HERE](#)

Our antennas are constructed with the best quality materials in order the best mechanical construction can be achieved, not the cheapest and most profitable! Even a digital caliper is used (with an accuracy of .01mm) to measure the elements during production to ensure they are within 0.2mm of what they should be, this ensures they work as well as our software model predicts.

1. **Marine grade Stainless Steel Fittings\***
2. **Original Stauff insulator clamps**
3. **Mill finished for highest levels of accuracy**

If you are looking for the best of the best from both a performance and mechanical construction perspective then look no further, you have come to the right place!



**The rear end of the Plus2 LFA Yagi**

## **Performance**

**Gain:** 14.53dBi

**F/B:** 31.6dB

**Peak Gain:** 14.62dBi

**Peak F/B:** 31.88dB

**Power Rating:** 3kw

**SWR:** Below 1.1:1 from 144.00MHz to 145.000MHz

**Boom Length:** 5.384m

**Stacking Distance Vertically:** 2.4-3.5m (best trade-off 3.0m)

**Stacking Distance Horizontally:** 2.45-3.5m (best trade-off 3.3m)

*Following figures calculated at 144.300MHz at 10m above ground*

**2 Stacked Vertically @ 3.2m Gain:** 22.74dBi

**2 Stacked Vertically @3.2m F/B:** 34.49B

**2 Stacked Horizontally @ 3.5m Gain:** 23.27dBi

**2 Stacked Horizontally @ 3.5m F/B:** 33.59dB

**4 Antennas 3.0m V x 3.3m H Gain (free space) :** 20.37dBi - **F/B:** 36.23dB

**Sky Temperature:** 225.0 Kelvin @ 144.100MHz

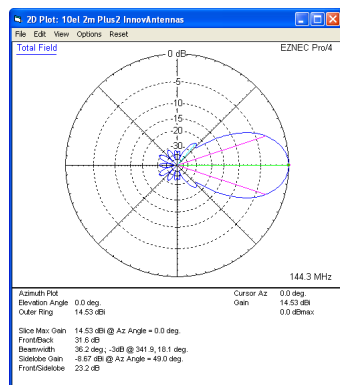
**G/T Figure:** -3.15dB @ 144.100MHz

## **Specification**

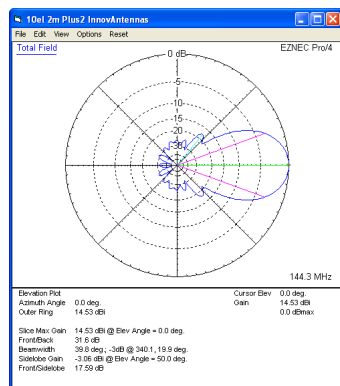
This antenna has all parasitic elements made from 8mm aluminum rod. The LFA loop is constructed from 4 pieces of aluminum tube. The sections in-line with the parasitic elements are 1/2 inch while the end sections of the loop are 3/8 inch allowing the user to adjust the loop for best SWR. All elements are fully insulated from the boom held in place by high quality UV resistant, **RF neutral insulators** which in-turn are held to the boom via stainless steel fixings and fittings.

The boom is 1.25 inch square (31.75mm) and a boom guy is supplied with this antenna.

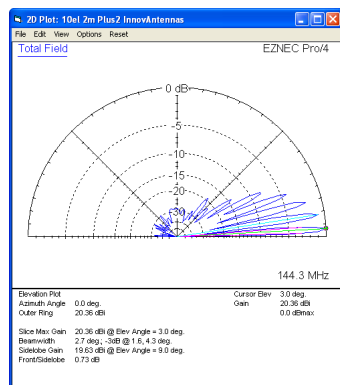
If you want an antenna to last and perform in all weathers without SWR or bandwidth shifting, this is it.



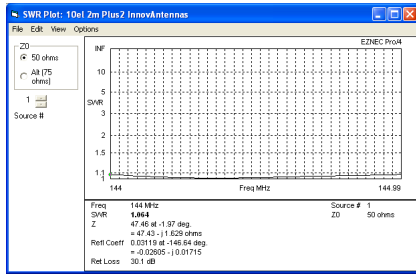
**Azimuth Plot**



**Elevation Plot**



**Single antenna 10m above average ground**



**SWR**

**Manufactured the right way, not the cheapest way!**

\*Where possible marine grade stainless steel components are used.

//