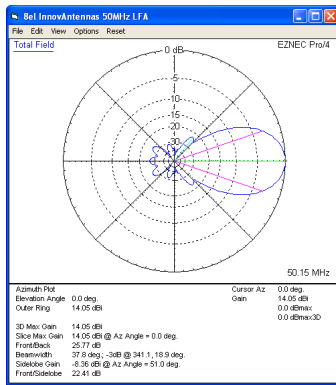


50MHz Yagis (all): 8 element 50MHz LFA Yagi (12.5m)



Sales price £749.95

Sales price without tax £624.96

Tax amount £124.99

A super low-noise 50MHz LFA Yagi

Description

An 8 element low-noise LFA Yagi - 2023 update

The G0KSC LFA Yagi is a major step forward in the development of the Yagi Antenna; **it provides a low-noise front-end for your radio so you hear more weak signals**. This compact 8 element 50MHz LFA provides stunning performance across the important section of the 6m band (50.00 - 50.500MHz). Hard to beat with a direct 50 Ohm feed-point and no matching losses and suppression of unwanted noise!!

This antenna has very highly suppressed lobes in both azimuth and elevation plots and therefore is ideal for very noisy city locations. If you want to beat the noise in a mid-sized 6m antenna, this is the one for you!

Performance

14.05dBi @ 50.150MHz

25.77dB @ 50.150MHz

Peak Gain: 14.1dBi

Peak F/B: 25.89dB

Power Rating: 5kw

SWR: Below 1.2:1 from 50.00MHz to 50.500MHz

Stacking Distance: 6.5 -8.0m (7.5m recommended)

2 Stacked Gain @ 7.5m spacing: 16.79dBi

2 Stacked F/B: 26.40dB

2 Stacked Gain @ 7.5m Spacing 10m above ground: 21.56dBi

Boom Length: 12.566m

Weight: 18.75Kg / 41.3LB

Turning Radius: 6.434m / 21.1ft

Wind Loading: 0.56 Square Metres / 6 Square feet

Wind Survival: 161KPH / 100MPH - **A 125MPH+ (HD) version available upon request**

Other options available if higher wind loading/survival is required.

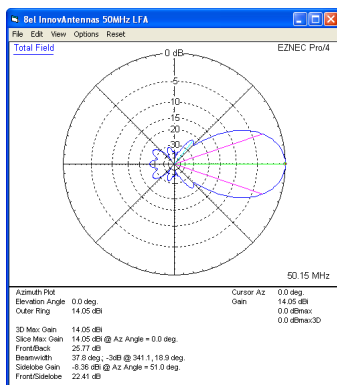
Specification

This antenna is made with tapered elements with 1/2inch (12.7mm) centres and 3/8 inch (9.525mm) outer sections. The antenna has fully insulated elements which will ensure continuous, high performance for many years to come. Boom to mast brackets are included with all antennas which will support 2 inch (50mm) masts. Boom is 1.75 inch (44.45mm) square 10SWG (3.2mm) aluminum with an under boom of the same diameter, for 7.5m providing excellent rigidity and support. . A boom guy system is provided with this antenna.

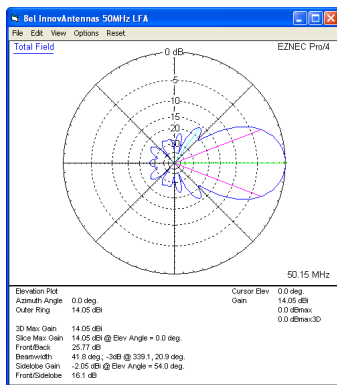
Our antennas are constructed with the best quality materials in order that the best mechanical construction can be achieved, not the cheapest and most profitable! Even a digital caliper is used (with an accuracy of .01mm) to measure the elements during production to ensure they are within 0.2mm of what they should be, ensuring they work as well as our software model predicts.

Note: Much development time has gone into our antennas, not just on basic electromagnetic design, we are able to model the effect of insulators, booms and other objects to ensure the make up of our antennas have least effect on performance and pattern degradation. More information can be found [here](#)

- Marine grade Stainless Steel Fittings
- Original Stauff Insulation clamps
- Mill finished boom and elements for highest levels of accuracy

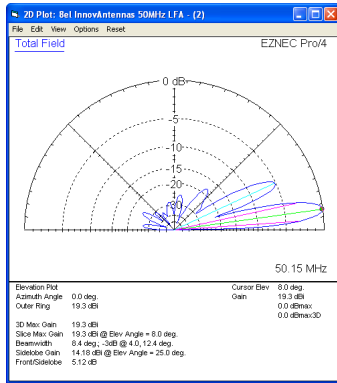


Azimuth Plot

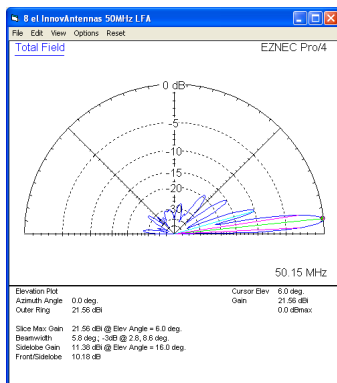


Elevation Plot

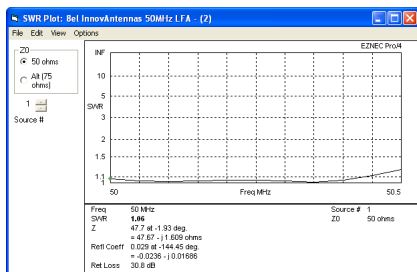
50MHZ Yagis (all): 8 element 50MHz LFA Yagi (12.5m)



Single 8 element LFA up 10m above ground



2 x 8 el LFA Yagi 7.5m apart with the bottom antenna 10m above ground



SWR



The 8el 50MHz InnovAntennas LFA at VK2IZI

50MHz Yagis (all): 8 element 50MHz LFA Yagi (12.5m)

Manufactured the right way, not the cheapest way!

//