


Sales price £164.95

Sales price without tax £137.46

Tax amount £27.49

A 6 element low-noise 144MHz LFA Yagi



## Description

Prices 20% less for customers outside of EU

### A 6 element low-noise LFA Yagi for 144-146MHz

The G0KSC LFA Yagi is a major step forward in the development of the Yagi Antenna, **it provides a low-noise front-end for your radio so you hear more weak signals**. This compact 6 element 144Mhz LFA provides stunning performance across the whole 2M band (144-146MHz. Specify if you require a different frequency range). Hard to beat with a direct 50 Ohm feed-point and no matching losses!!

The LFA loop along with the great pattern helps to reduce noise and ensure the best user experience with the weakest signals being heard, not lost in noise. Designed with the very latest modelling software packages costing 10's of thousands of pounds, not 30 year old software costing around \$100.00 !! **Accuracy** in model and real-world performance assured.

Our antennas are constructed with the best quality materials in order that the best mechanical construction can be achieved, not the cheapest and most profitable! Even a digital caliper is used (with an accuracy of .01mm) to measure the elements during production to ensure they are within 0.2mm of what they should be, ensuring they work as well as our software model predicts.

- Marine grade Stainless Steel Fittings
- Original Stauff Insulation clamps
- Mill finished boom and elements for highest levels of accuracy

For more information This email address is being protected from spambots. You need JavaScript enabled to view it.

### Performance

Gain: 11.88dBi @ 145MHz

F/B: 23.58 @ 145MHz

Peak Gain: 11.90dBi

Gain 10m above ground: 17.72dBi

Peak F/B: 29.32dB

Power Rating: 5kw

SWR: Below 1.4:1 from 144MHz to 146MHz

Boom Length: 2.407m

# 144MHz to 148MHz Yagis: 6 element 144MHz LFA Yagi

**Weight:** 2Kg / 4.41LB

**Turning Radius:** 1.284m / 4.21ft

**Wind Loading:** 0.05 Square Metres / 0.56 Square feet

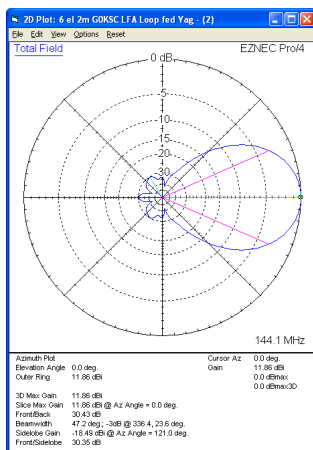
**Wind Survival:** 545KPH / 300MPH

*Other options available if higher wind loading/survival is required.*

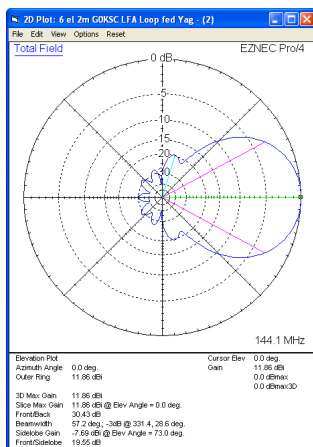
## Specification

This antenna is made with a 1/2 inch (12.7mm) and 3/8 inch (9.525mm) diameter tube LFA loop and 1/4 inch (6.35mm) solid rod elements. It also has fully insulated elements which will ensure continuous, high performance for many years to come. Boom is 1.25 inch square 16SWG aluminum. **It is not made cheaply, it is made to perform and to do so for many years.**

No figures are made up here as they are in some Ham Radio adverts, all performance figures are verified in the very latest commercial (no freeware) software simulation packages with some antennas being professionally confirmed on an antenna range.

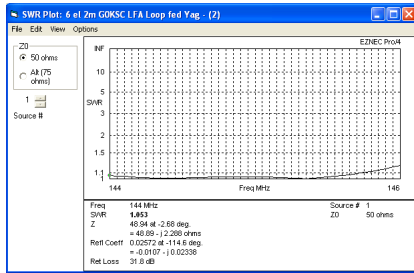


**Azimuth Plot**

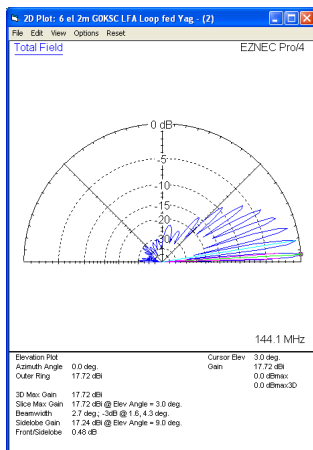


**Elevation Plot**

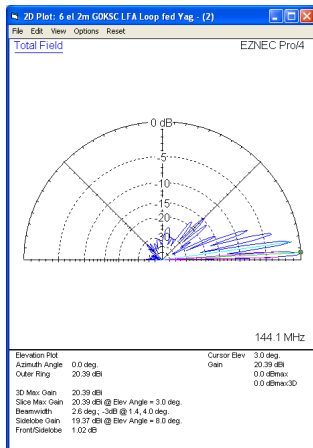
# 144MHz to 148MHz Yagis: 6 element 144MHz LFA Yagi



**SWR**

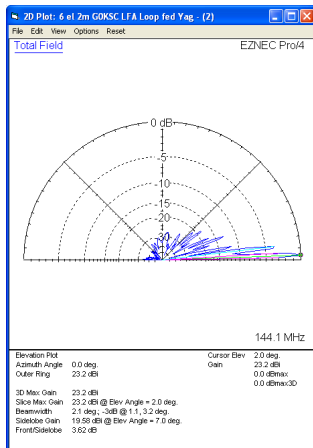


**Single 6el at 10m above ground**



**2x 6el, 2m apart, bottom antenna 10m up**

# 144MHz to 148MHz Yagis: 6 element 144MHz LFA Yagi



4x 6el 2.1m apart, bottom antenna 10m above ground



EME in a box! 4 x 6el InnovAntennas LFA Yagis on test as a small EME Array

**Manufactured the right way, not the cheapest way!**

\* Where possible marine grade stainless steel components are used.

//