

Sales price £449.95

Sales price without tax £374.96

Tax amount £74.99

A 4 element Wideband 27Mhz & 28MHz Dual-Band OP-DES Heavy Duty Yagi

Description



A 4 element wideband 27-29MHz* OP-DES (Opposing Phase Driven Element System) The First Dualband 10m/11m Yagi - NEW! Second Generation OP-DES Yagi !

The OP-DES is the newest Yagi produced by InnovAntennas and is specifically designed for maximum performance, wide-band applications. Read more about the [OP-DES Yagi Here](#). InnovAntennas use the latest in [Electromagnetic Design Technology](#) to ensure the very best results and the OP-DES Yagi is proof of that!

This antenna has a flat SWR curve **covering 27-29MHz** at less than 1.5:1 SWR. Bandwidth can be easily moved to cover two other ranges if the standard does not suit, **26.5MHz to 28.5MHz** or **27.5MHz to 29.5MHz**. The super-compact 4el is a tiny antenna with a huge punch, Take a look!

Performance

Gain: 8.32dBi @ 28.00MHz, 8.04dBi @ 27.00MHz, 8.85dBi @ 29.00MHz

F/B: 15.23dB @ 28.00MHz, 17.37dB @ 27.00MHz, 17.03dB @ 29.00MHz

Peak Gain: 8.87dBi

Gain at 10m above Ground: 14.21dBi @ 28.00MHz

Peak F/B: 17.72dB @27.5MHz

Power Rating: 5kw+

SWR: Below 1.5:1 from 27.0MHz to 29.0MHz*

Coverage is the full 2Mhz between 27Mhz and 29Mhz

Stacking Distance: 5.5-7.0m (6m recommended)

2 Stacked Gain @ 6m spacing: 11.73dBi

2 Stacked F/B: 19.9dB

2 Stacked Gain @ 6m Spacing 10m above ground: 16.59dBi

Boom Length: 3.5m

Weight: 6KG

Turning Radius: 3.1

Wind Loading: 0.3 Square Metres

Wind Survival: **125MPH (HD) version is standard**

Other options available if higher wind loading/survival is required.

Specification

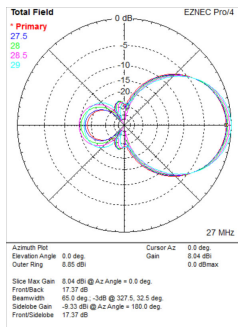
This antenna is made HD as standard with 1 inch (25.4mm) which taper to 1/2 inch (12.7mm) tips. The antenna has fully insulated elements which will ensure continuous, high performance for many years to come. Boom to mast brackets are included with all antennas which will support 2 inch (50mm) masts. For other diameters, please ask! Boom is 1.5 inch (38mm) square 16SWG aluminum as standard but can be upgraded if the customer requires it.

OTHER TAPER SCHEDULES ARE AVAILABLE FOR THIS ANTENNA, CALL OR EMAIL FOR DETAILS

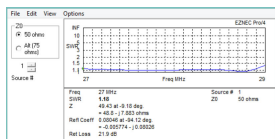
Our antennas are constructed with the best quality materials in order that the best mechanical construction can be achieved, not the cheapest and most profitable! Even a digital caliper is used (with an accuracy of .01mm) to measure the elements during production to ensure they are within 0.2mm of what they should be, ensuring they work as well as our software model predicts.

Note: Much development time has gone into our antennas, not just on basic electromagnetic design, we are able to model the effect of insulators, booms and other objects to ensure the make up of our antennas have least effect on performance and pattern degradation. More information can be found [here](#)


- Marine grade Stainless Steel Fittings
- Original Stauff Insulation clamps
- Mill finished boom and elements for highest levels of accuracy



Azimuth plots from 27MHz to 29MHz



SWR



How the OP-DES looks; A 5el 10m/11m OP-DES

Manufactured the right way, not the cheapest way
//