



Sales price £139.95

Sales price without tax £116.63
Tax amount £23.33

A 4 element OWL Super-Light 144MHz Yagi



Description



A 4 element OWL (Optimised Wideband Low Impedance) Super-Light Yagi for 144-146MHz

FOR HORIZONTAL MOUNTING

The G0KSC OWL is another fantastic design by G0KSC. Every ham knows a low impedance Yagi provides excellent performance. However, traditionally, low impedance has meant narrow band. G0KSC developed the OWL to have very close element spacing, this has increased the stability of the OWL over traditional low impedance Yagis. Additionally, the G0KSC OWL has been optimised for a 12.5 Ohm feed point impedance (with traditional split dipole). With the split dipole swapped for a folded dipole, impedance is now a cool 50 Ohm so again (and as with all InnovAntennas Yagis) no matching device is needed!

IDEAL PORTABLE OR SOTA USE!

Designed with the very latest modelling software packages costing 10's of thousands of pounds, not 30 year old software costing around \$100.00 !! **Accuracy** in model and real-world performance assured.

Our antennas are constructed with the best quality materials in order that the best mechanical construction can be achieved, not the cheapest and most profitable! Even a digital caliper is used (with an accuracy of .01mm) to measure the elements during production to ensure they are within 0.2mm of what they should be, this ensures they work as well as our software model predicts.

Ian G0CNN made this excellent video which highlights how simple the OWL is to construct:

The super-light OWL's have elements connected and through the boom with a single securing bolt (3el 70MHz rear mount OWL featured above)

Product Highlights

- Marine grade Stainless Steel Fittings
- Marine grade insulation cranks
- Finished boom and elements for highest levels of accuracy
- Optimised by computer for best possible performance
- No matching device means no matching loss!
- Easy and fast fit, assemble in just a few minutes

For more information This email address is being protected from spambots. You need JavaScript enabled to view it.

Performance

Gain: 8.23dBi @ 145MHz

F/B: 17.08dB @ 145MHz

Peak Gain: 8.58dBi

Gain 10m above ground: 14.1dBi

Peak F/B: 18.2dB

Power Rating: 5kw

SWR: Below 1.4:1 from 144MHz to 146MHz

Boom Length: 56cms

Weight: 0.8kg/1.4lbs

Safe Wind Speed: 483Kph/300Mph

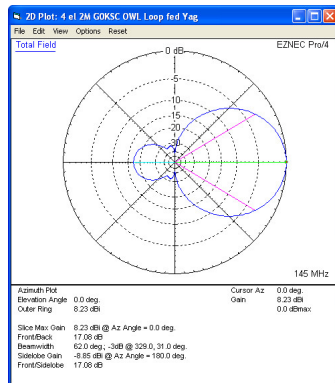
Turning Radius: 0.4m/.42ft

Vertical Stacking: 1.4m

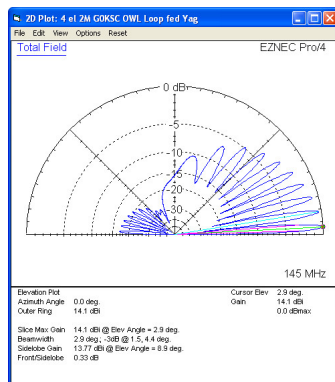
Specification

This antenna is made with a 1/2 inch (12.7mm) and 3/8 inch (9.525mm) diameter tube OWL loop and 3/8 inch (9.525mm) elements with a wall thickness of 1.6mm. high performance for many years to come. Boom is 3/4 inch. **This antenna is not made cheaply, it is made to perform and to do so for many years.**

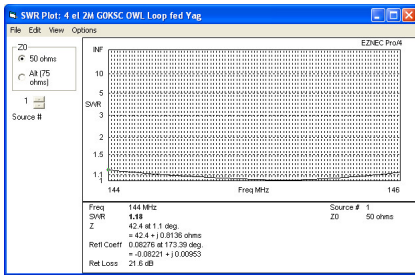
No figures are made up here as they are in some Ham Radio adverts, all performance figures are verified in the very latest software simulation packages with some antennas being professionally confirmed on an antenna range.



Azimuth Plot



Elevation Plot 10m above ground



SWR

Manufactured the right way, not the cheapest way!

* Where possible marine grade stainless steel components are used.

//