



**Sales price £249.95**

Sales price without tax £208.29  
Tax amount £41.66

A Dualband 50/70MHz Yagi with single feedpoint - 2017 version

## Description

**Postage please This email address is being protected from spambots. You need JavaScript enabled to view it.**

**An Excellent Dual Band Yagi for 50/70MHz with 2.1m boom - Updated Version for 2016/2017!**

Model: DB-864

The 4-6-8 Dual Band Yagi has a total of 8 elements, 4 elements are used on 70MHz while 4 elements are used on 50MHz. The 4-6-8 InnovAntennas Dual Band Yagi stands aside from the crowd due to the methods used for its design. The 4-6-8 uses no traps or coils, no phasing arrangements and has no need for 'compromise' spacing between elements as the antenna has a set of correctly spaced elements for either band but still deploys only one feed point. An excellent antenna with great SWR bandwidth and performance in one package.

### Performance

**Gain on 50MHz:** 8.5dBi @ 50.150MHz

**F/B on 50MHz:** 21.39dB @ 50.150MHz

**Gain on 50MHz at 10m above Ground:** 14.43dBi

**Gain on 70MHz:** 7.83dBi @ 70.200MHz

**F/B on 70MHz:** 21.32dB @ 70.200MHz

**Gain on 70MHz at 10m above Ground:** 14.11dBi

**Power Rating:** 3kw

**SWR 50MHz:** Below 1.3:1 from 50.00MHz to 50.500MHz

**SWR 70MHz:** Below 1.6:1 from 69.950MHz to 70.600MHz

**Boom Length:** 2.1m

**Weight:** 3.82Kg / 8.43LB

**Turning Radius:** 1.804m / 5.95ft

**Wind Loading:** 0.15 Square Metres / 1.63 Square feet

**Wind Survival:** 241KPH / 150MPH

### Specification

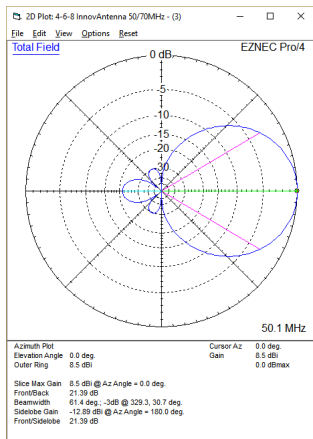
# 50/70MHz Dualband 50MHz 70MHz Yagi

This antenna is made with 1/2 inch (12.7mm) centre elements and 3/8 inch (9.525mm) outer elements (70MHz elements are one piece 1/2 inch). The antenna has fully insulated elements which will ensure continuous, high performance for many years to come. Boom to mast brackets are included with all antennas which will support 2 inch (50mm) masts. **Boom is 1.25 inch square 16SWG aluminum.**

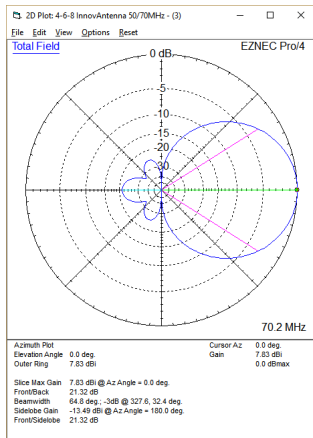
Our antennas are constructed with the best quality materials in order that the best mechanical construction can be achieved, not the cheapest and most profitable! Even a digital caliper is used (with an accuracy of .01mm) to measure the elements during production to ensure they are within 0.2mm of what they should be, ensuring they work as well as our software model predicts.

Note: Much development time has gone into our antennas, not just on basic electromagnetic design, we are able to model the effect of insulators, booms and other objects to ensure the make up of our antennas have least effect on performance and pattern degradation. More information can be found [here](#)

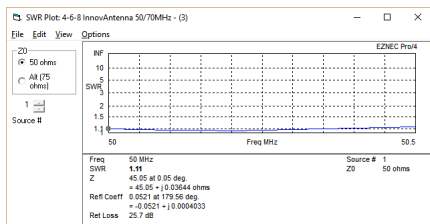
- Marine grade Stainless Steel Fittings
- Original Stauff Insulation clamps
- Mill finished boom and elements for highest levels of accuracy



Azimuth Plot 50MHz



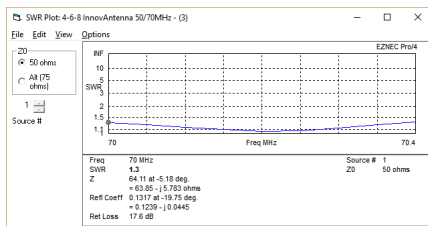
Azimuth Plot 70MHz




SWR 50MHz

# 50/70MHz Dualband 50MHz 70MHz Yagi

---



## SWR 70MHz



**Manufactured the right way, not the cheapest way!**

//