



Sales price £499.95

Sales price without tax £416.63
Tax amount £83.33

A High Gain 18MHz LFA Yagi



Description

Postage £15.00 to UK mainland (not Scottish Highlands) Europe £20.00, for rest of World please [This email address is being protected from spambots. You need JavaScript enabled to view it.](#)

Prices 20% less for customers outside of EU

A 3 element High Performance LFA Yagi

The G0KSC LFA Yagi is a major step forward in the development of the Yagi Antenna, **it provides a low-noise front-end for your radio so you hear more weak signals** while at the same time maximising all round performance. This compact 3 element 18Mhz LFA provides stunning performance across the whole 17m band (18.00 - 18.200MHz). Hard to beat with a direct 50 Ohm feedpoint and no matching losses and suppression of unwanted noise!!

More information on the LFA Yagi can be found [here](#).

NOTE: With All our HF antennas we can custom design your element taper and element size requirements in order to cater for all weather and installation requirements [This email address is being protected from spambots. You need JavaScript enabled to view it.](#) us for details.



The 3el 17m low noise LFA Yagi @ Paul, M0AIA

"17m LFA SWR is spot on with out any adjustment which mirrors the 6m LFA as that antenna was also spot on with out any adjustment.

How we love FT8 to test our antennas..... the fastest live tool there is ?"

18MHz LFA Yagis: 3 element 18MHz LFA Yagi (5m)



Performance

Gain: 8.53dBi @ 18.110MHz

F/B: 18.38dB @ 18.110MHz

Peak Gain: 8.63dBi

Gain at 17m above Ground: 13.76dBi @ 18.110MHz

Peak F/B: 19.21dB

Power Rating: 5kw

SWR: Below 1.3:1 from 18.000 - 18.200MHz

Boom Length: 4.954m

Stacking Distance: 6 -14m (10m recommended)

2 Stacked Gain @ 10m spacing: 11.41dBi

2 Stacked F/B: 15.83dB

2 Stacked Gain @ 10m Spacing 17m above ground: 16.37dBi

Weight: 9.15Kg / 20LB

Turning Radius: 4.941m / 16.2ft

Wind Loading: 0.45 Square Metres / 4.85 Square feet

Wind Survival: 160KPH / 100MPH - **A 125MPH (HD) version is available upon request**

Other options available if higher wind loading/survival is required.

Specification

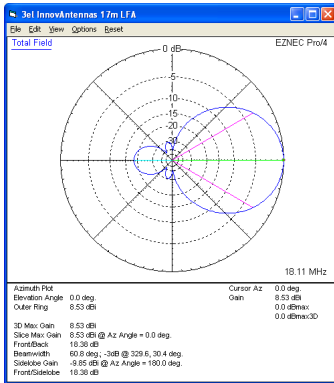
This antenna is made with elements that taper from 7/8 inch (22.23mm) then 3/4 inch (19.05mm) to 5/8 inch (15.88mm) to 1/2 inch (12.7mm) and 3/8 inch (9.525mm) outer elements. The antenna has fully insulated elements which will ensure continuous, high performance for many years to come. Boom to mast brackets are included with all antennas which will support 2 inch (50mm) masts. Boom is 1.5 inch square 16SWG aluminum.

Our antennas are constructed with the best quality materials in order that the best mechanical construction can be achieved, not the cheapest and most profitable! Even a digital caliper is used (with an accuracy of .01mm) to measure the elements during production to ensure they are within 0.2mm of what they should be, this ensures they work as well as our software model predicts (VHF).

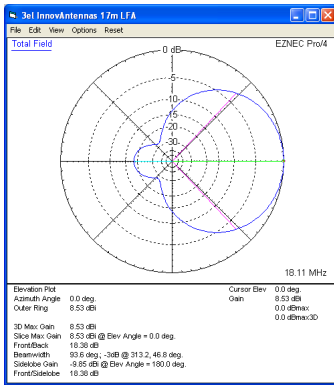
Note: much development time has gone into our antennas, not just on basic electromagnetic design, we are able to model the effect of insulators, booms and other objects to ensure the make up of our antennas have least effect on performance and pattern degradation. More information can be found [here](#)

18MHz LFA Yagis: 3 element 18MHz LFA Yagi (5m)

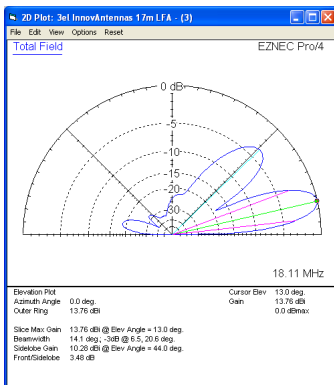
- Marine grade Stainless Steel Fittings*
- Original Stauff Insulation clamps
- Mill finished boom and elements for highest levels of accuracy



Azimuth Plot

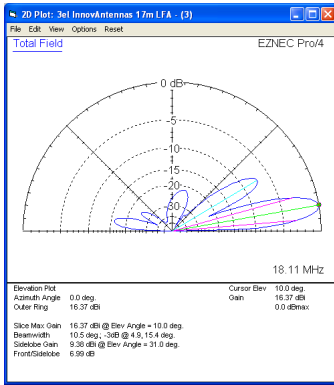


Elevation Plot

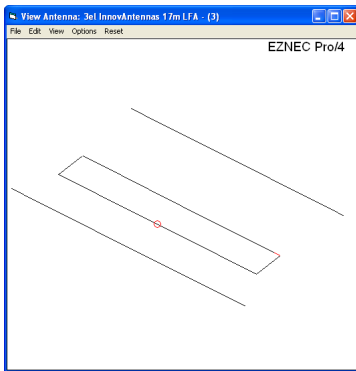


Single 3 element LFA up 17m above ground

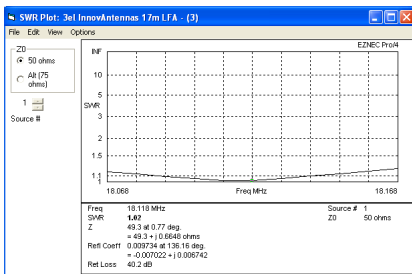
18MHz LFA Yagis: 3 element 18MHz LFA Yagi (5m)



2 x 3 el LFA Yagi 10m apart with the bottom antenna 17m above ground



The 17m LFA element layout



SWR

Manufactured the right way, not the cheapest way!

*Where possible marine grade stainless steel is used.
//