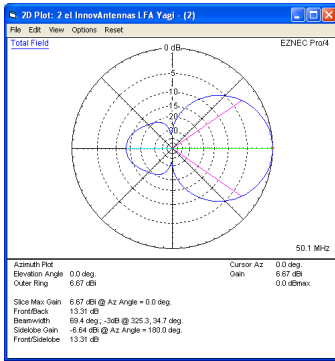


50MHz Yagis (all): 2 element 50MHz LFA2 Yagi



Sales price £199.95

Sales price without tax £166.63

Tax amount £33.33

A low-noise 50MHz LFA2 Yagi

Description

Prices 20% less for customers outside of EU

A 2 element low-noise LFA2 Yagi

The G0KSC LFA Yagi is a major step forward in the development of the Yagi Antenna; **it provides a low-noise front-end for your radio so you hear more weak signals.** This very compact 2 element 50Mhz LFA provides stunning performance across the important section of the 6m band (50.00 - 50.300MHz). Hard to beat with a direct 50 Ohm feed-point and no matching losses and suppression of unwanted noise!!

The LFA2 has a unique 'bent reflector' system installed which enhanced F/B and bandwidth of the antenna. This is an extremely compact antenna for these performance levels, especially when stacked!

Performance

6.67dBi @ 50.100MHz

13.31dB @ 50.100MHz

Peak Gain: 6.77dBi

Gain at 10m above Ground: 12.29dBi @ 50.100MHz

Peak F/B: 14.43dB

Power Rating: 5kw

SWR: Below 1.2:1 from 50.00MHz to 50.400MHz

Stacking Distance: 2.5-3.5m (3.25m recommended)

2 Stacked Gain @ 3.25m spacing: 10.02dBi

2 Stacked F/B: 33.04dB

2 Stacked Gain @ 3.25m Spacing 10m above ground: 15.5dBi

Boom Length: 0.726m

Weight: 2.1Kg / 4.63LB

Turning Radius: 2.079m / 6.82ft

Wind Loading: 0.12 Square Metres / 1.31 Square feet

50MHz Yagis (all): 2 element 50MHz LFA2 Yagi

Wind Survival: 185KPH / 115MPH

Other options available if higher wind loading/survival is required.

REAR MOUNT AVAILABLE UPON REQUEST AND REQUIRED FOR VERTICAL MOUNTING

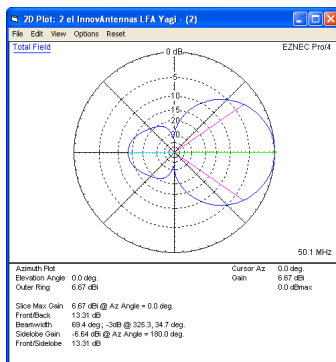
Specification

This antenna is made with 1/2 inch (12.7mm) centre elements and 3/8 inch (9.525mm) outer elements. The antenna has fully insulated elements which will ensure continuous, high performance for many years to come. Boom to mast brackets are included with all antennas which will support 2 inch (50mm) masts. Boom is 1.25 inch square 16SWG aluminum.

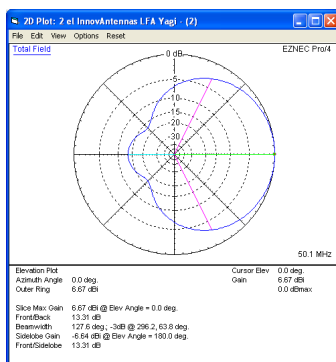
Our antennas are constructed with the best quality materials in order that the best mechanical construction can be achieved, not the cheapest and most profitable! Even a digital caliper is used (with an accuracy of .01mm) to measure the elements during production to ensure they are within 0.2mm of what they should be, ensuring they work as well as our software model predicts.

Note: much development time has gone into our antennas, not just on basic electromagnetic design, we are able to model the effect of insulators, booms and other objects to ensure the make up of our antennas have least effect on performance and pattern degradation. More information can be found [here](#)

- Marine grade stainless steel fittings
- Original Stauff Insulation clamps
- Mill finished boom and elements for highest levels of accuracy

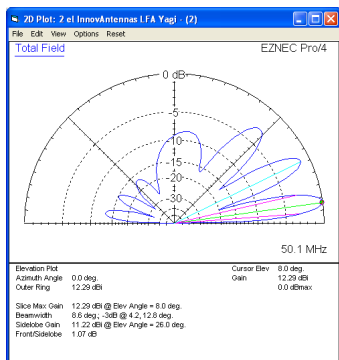


Azimuth Plot

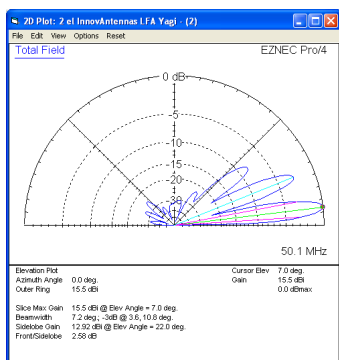


Elevation Plot

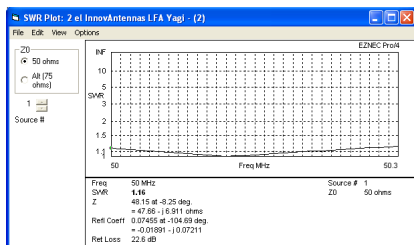
50MHz Yagis (all): 2 element 50MHz LFA2 Yagi



Single 2 element LFA up 10m above ground



2 x 2el LFA Yagi 3.25m apart with the bottom antenna 10m above ground



SWR



The 2el LFA2

Manufactured the right way, not the cheapest way!

//