



Sales price £599.95

Sales price without tax £499.96

Tax amount £99.99

A super-compact dualband 18/24MHz WARC band Yagi with single feedpoint

Description

The 4-LFAR-17/12, an Excellent super-compact Dual band LFA-R Yagi for the 17m & 12m bands

The LFA-R is one of the latest designs from the desk of G0KSC. The LFA-R uses no reflector, just a dipole/LFA hybrid driver laid flat on the boom with one close proximity director. The dual band version has the second band drive element placed close enough for 'open-sleeve' coupling to occur in order service can be provided on a second band. This antenna does not give wide band performance (and thus is suited to the WARC bands) but does give incredible levels of gain and F/B per metre of boom. take a look at the specifications below, we think you will agree this is an awesome performer for such a short antenna!



Performance

Gain on 18MHz: 6.89dBi @ 18.110MHz

F/B on 18MHz: 23.82dB @ 18.110MHz

Gain on 18MHz at 15m above Ground: 12.04dBi

Gain on 24MHz: 7.18@ 24.90MHz

F/B on 24MHz: 14.38dB @ 24.90MHz

Gain on 24MHz at 10m above Ground: 12.23dBi

Power Rating: 5kw+

SWR 18MHz: Below 1.4:1 from 18.08MHz to 18.180MHz

SWR 24MHz: Below 1.4:1 from 24.88MHz to 25.00MHz

Boom Length: 1.5m

Weight: 14Kg / 30LB

Turning Radius: 4.251m / 14ft

Wind Load: 0.71 Square metres

Wind Survival: 160KPH / 100MPH

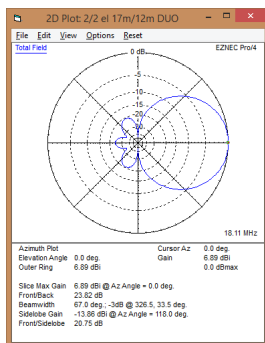
Specification

This antenna deploys elements tapering from 1 inch (25.4mm) to 1/2 inch (12.7mm) for 18MHz with elements starting at 3/4 inch (19.05mm) tapering through 3/8 inch (9.525mm) for 24MHz. The antenna has fully insulated elements which will ensure continuous, high performance for many years to come. Boom to mast brackets are included with all antennas which will support 2 inch (50mm) masts. **Boom is 1.75 inch square 10SWG aluminum.**

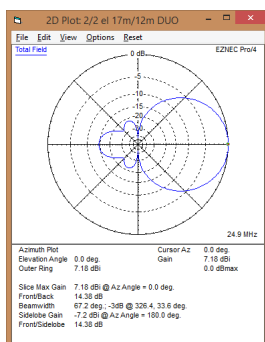
Our antennas are constructed with the best quality materials in order that the best mechanical construction can be achieved, not the cheapest and most profitable! Even a digital caliper is used to measure the elements during production to help ensure the best possible results when installed.

Note: Much development time has gone into our antennas, not just on basic electromagnetic design, we are able to model the effect of insulators, booms and other objects to ensure the make-up of our antennas has least effect on performance and pattern degradation. More information can be found [here](#)

- Marine grade stainless steel fittings
- Original Stauff Insulation clamps
- Mill finished boom and elements for highest levels of accuracy
- Specifications subject to change without notice

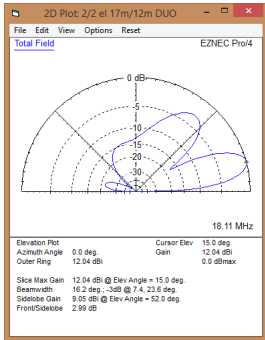


Azimuth Plot 18MHz

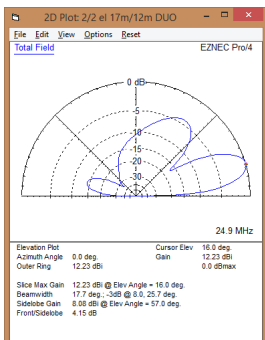


Azimuth Plot 24MHz

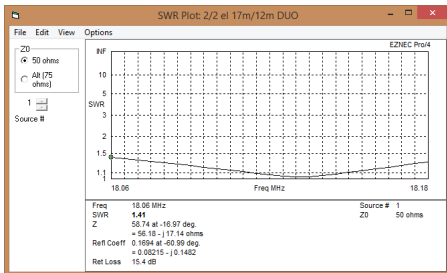
HF Dualband Yagis: 2/2 (4) element 18/24MHz Yagi (1.5m)



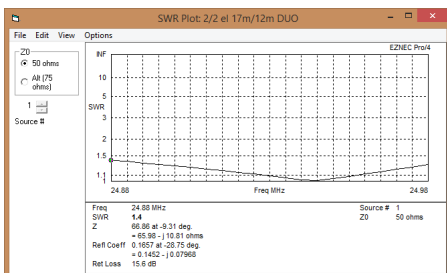
Elevation Plot 18MHz (15m above ground)



Elevation Plot 24MHz (10m above ground)



SWR 18MHz



SWR 24MHz

Manufactured the right way, not the cheapest way!

//