



Sales price £249.95

Sales price without tax £249.96

Tax amount £49.99

The 10el OWL G/T EME Yagi has class-leading G/T performance over any other antenna of a comparable size.

Description

A 10 element OWL-G/T EME & Weak signal Yagi (5.83m long) (Optimised Wideband Low Impedance) Super-Light Yagi for 144-145MHz

THE low noise antenna for city locations

FOR HORIZONTAL MOUNTING

The G0KSC OWL is another fantastic design by G0KSC. Every ham knows a low impedance Yagi provides excellent performance. However, traditionally, low impedance has meant narrow band.

G0KSC developed the OWL to have very close element spacing, this has increased the stability of the OWL over traditional low impedance Yagis. Additionally, the G0KSC OWL has been optimised for a 12.5Ohm feed point impedance (with traditional split dipole). With the split dipole swapped for a folded dipole, impedance is now a cool 50Ohm so again (and as with all InnovAntennas Yagis) no matching device is needed!

IDEAL PORTABLE, SOTA or EME !!

The OWL G/T has been designed to achieve high gain levels while still producing very respectable sky temperature figures. This combination has resulted in class-leading G/T performance being achieved (reference VE7BQH list). For this reason, if you are a weak signal ham, want to work EME or MS or just want to hear weak signals others can't, this could be the antenna for you!

Designed with the very latest modeling software packages costing 10's of thousands of pounds, not 30 year old software costing around \$100.00 !! **Accuracy** in model and real-world performance assured.

Our antennas are constructed with the best quality materials in order that the best mechanical construction can be achieved, not the cheapest and most profitable! Even a digital caliper is used (with an accuracy of .01mm) to measure the elements during production to ensure they are within 0.2mm of what they should be, this ensures they work as well as our software model predicts.



4 x 10el OWL G/T ready for EME action



A single 10el OWL G/T (middle) at K7TNT - *"Its doing well, Will let you know more after more testing. It is very well made"*

- Marine grade Stainless Steel Fittings
- Mill finished boom and elements for highest levels of accuracy
- Exceptional low noise performance - the Urban antenna

For more information This email address is being protected from spambots. You need JavaScript enabled to view it.

Performance

Gain: 15.27dBi @ 144.3MHz

F/B: 28.49dB @ 144.3MHz

Peak Gain: 15.32dBi

Gain 10m above ground: 21.07dBi

Peak F/B: 28.87dB

Power Rating: 5kw

SWR: Below 1.2:1 from 144MHz to 145MHz

Boom Length: 5.83m

Weight: 4.1kg/9lbs

Safe Wind Speed: 204Kph/127Mph

Turning Radius: 2.29m/7.52ft

Vertical Stacking: 3M

Specification

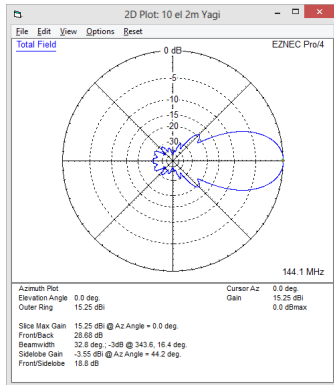
This antenna is made with a 1/2 inch (12.7mm) and 3/8 inch (9.525mm) diameter tube OWL loop and 1/2 inch (12.7mm) elements with a wall thickness of 1.2mm. High performance for many years to come. Boom is 3/4 inch. **This antenna is not made cheaply, it is made to perform and to do so for many years.**

No figures are made up here as they are in some Ham Radio adverts, all performance figures are verified in the very latest software simulation packages with some antennas being professionally confirmed on an antenna range.

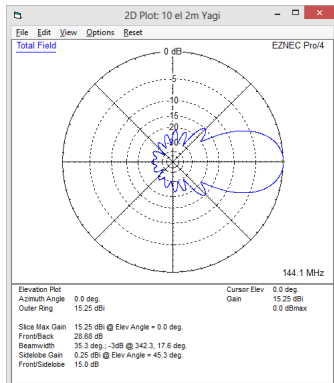
```

C:\DOCLUME-1\GOKSC\WYDOCU-1\Antennas\Yan\Yant.exe
average gain = 8.985 (-0.07 dBd) maximum gain = 131.826 (21.28 dBd)
elevation pattern temperture
0 deg. 579.8 R 4.3 R 595.1 R -4.55 dB G/T
15 deg. 416.3 R 4.3 R 414.4 R -4.97 dB
18 deg. 298.5 R 4.3 R 296.6 R -5.81 dB
15 deg. 252.9 R 4.3 R 250.9 R -6.03 dB
20 deg. 249.2 R 4.3 R 251.4 R -6.29 dB
25 deg. 242.8 R 4.3 R 242.7 R -6.45 dB
30 deg. 237.1 R 4.3 R 237.1 R -6.55 dB
35 deg. 222.7 R 4.3 R 223.7 R -6.30 dB
40 deg. 218.5 R 4.3 R 213.7 R -6.27 dB
45 deg. 213.8 R 4.3 R 214.9 R -6.12 dB
50 deg. 218.5 R 4.3 R 211.0 R -6.28 dB
55 deg. 209.7 R 4.3 R 210.9 R -6.04 dB
60 deg. 209.7 R 4.3 R 209.7 R -6.02 dB
70 deg. 208.5 R 4.3 R 209.6 R -6.03 dB
75 deg. 208.8 R 4.3 R 210.0 R -6.02 dB
80 deg. 208.8 R 4.3 R 210.0 R -6.02 dB
85 deg. 208.4 R 4.3 R 209.6 R -6.01 dB
90 deg. 208.1 R 4.3 R 209.3 R -6.01 dB
Press any key to continue...
    
```

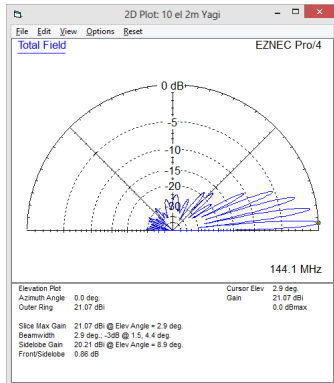
Sky temperature and G/T performance of this antenna are excellent



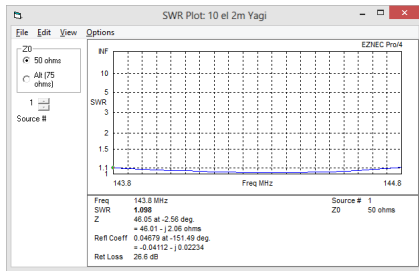
Azimuth Plot



Elevation Plot 10m above ground



Placed 10m above average ground



SWR



4 x 9el OWL- G/T at K7BV

Manufactured the right way, not the cheapest way!

* Where possible marine grade stainless steel components are used.

//