

**Sales price £1,049.95**

Sales price without tax £874.96

Tax amount £174.99

XR4 - 8 element 4 band HF & 6m Yagi (20/15/10/6) with 3.5m boom


## Description

Review by QST magazine on our US version can be found [HERE](#)

**COMPACT VERSION OF THIS ANTENNA XR4C with CAPACITY LOADED 20M ELEMENTS ONLY 8.8M / 29' WIDE!**

**The XR4 - An 8 element multi-Band HF & 6m Super-compact Yagi covering 20m/15m/10m/6m bands with a single feed point**

The XR4 has been given the 6m band in addition to the traditional HF 3 bands of 20/15/10. There is also a capacity loaded 20m element version (XR4C) which reduces the longest element from 11.6m to 8.9m with reduced turning radius too! The XR4 is set to become a market-leader very quickly. Why not get ahead of the pack with this one and get your order in early!



**The full sized XR4 installed at the InnovAntennas Europe factory**



**The XR4C @ K6WIS**

*"Hi Justin, after nearly a year of operation with my XR4C, I can say that I'm very pleased with its performance, than you! Paul K6WIS"*

**NEW for 2019! The XR4 MkII - The InnovAntennas XR4 - An 8 element multi-band 20m, 15m, 10m & 6m Super-compact Yagi with a single feed point.**

### Capacity Loading high efficiency loading

The XR4C uses capacity hats to reduce the width of the 20m elements which is the most efficient method of loading. Additionally, width has not been reduced more than 23% of the original radiator length, after this point radiating efficiency drops drastically. The XR4C radiates more of your power!

### Unique in the Market

The XR4 MkII has been given the 6m band in addition to the traditional 4 HF bands of 20/15/10/6 to match today's HF rigs and give excellent performance on all bands. With a boom of just 3.5m and weighing under 27 Kilos, this antenna has created its own place in the 'full size' HF Beam market.

## Unlimited Power Handling

The XR4 MkII has **no matching devices, no traps, no coils, no hairpins** so nothing to lose valueable power and thus, nothing to over-heat through these inefficient devices. This means the only power limitation you have is how much power your coax cable can handle.

## The Ideal partner for SDR Radios

The XR4 MkII is an ideal partner for today's top SDR radios. There is no limitation in how many bands you can monitor or use at once. This means with products such as the Flex 6700, all 6 bands can be monitored at the same time **WITHOUT COMPROMISE**.

## Improved Performance

The XR4 MKII has been in development for the last 12 months improving bandwidth and gain to ensure more of each band than ever before can be used without the requirement of an ATU.

## Multi-band, Performance-Busting Design

The more bands there are added to a multi-band Yagi, the more interlaced elements there are and in turn, performance per band drops with each no band added. The Unique design of the XR4 MkII means no more than 3 band are interlaced on any part of the boom.

## Increased Rigidity

We have modified the construction of the XR4 MkII to provide a more rigid look with faster taper to ensure fatigue due to vortex shedding (constant wind flow causing vibration) are not an issue. 20m element start at 35mm diameter and boom is 50mm diameter.

## Excellent All-Weather handling and reliability

With no moving parts and being modelled for wide bandwidth per band, the XR4 MkII is very forgiving in all weathers allowing you to enjoy your hobby whatever the location or time of year.

## Maintainance Free

**Icom North America** and **Kenwood UK** changed their HF antennas to 'XR's' to ensure reliability and remove the need for maintenance. If you don't want to be climbing the tower each year to fix stuff, the XR4 MkII is for you.

## The Right Materials for the Job

The XR4 MkII standing on it's own in terms of quality. built using the latest CNC technology, all components are at the top of their field too. Our insulators are UV protected and handle -170 to +240 degrees C, our hardware is Marine Grade Stainless Steel and our aluminium aerospace grade T6 6066/6082.

## Technical Specification

**Turning Radius:** 16' / 4.8m

**Boom Length:** 11'8" / 3.5m

**Projected area:** 11.56 SqFt / 1.05SqMtr

**Average Gain per band @ 20m above average ground:** 11.24dBi

**Power Rating:** **10kw+**

**Boom Length:** 3.5 Metres

**Weight:** 28Kg

**Wind Loading:** 1.2 Square Metres

**Wind Survival:** up to 175KPH / 115MPH

*Other options available if higher wind loading/survival is required.*

**Stacking Distance:** 7 - 12m ( 11m recommended)

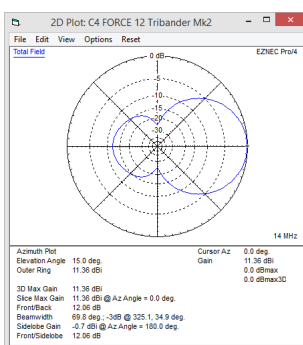
## Specification

The boom is made from 50mm diameter square tube with a wall thickness of 2mm and thus is super-rigid. The largest diameter elements are the 20m elements which are 35mm diameter in the centre (with 2mm wall) tapering quickly to 13mm. Marine grade stainless steel is used throughout our antennas, no guying or boom truss is needed with this antenna.

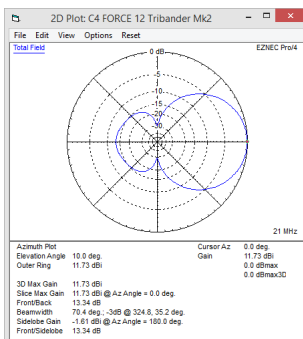
Our antennas are constructed with the best quality materials in order that the best mechanical construction can be achieved, not the cheapest and most profitable!

Note: Much development time has gone into our antennas, not just on basic electromagnetic design, we are able to model the effect of insulators, booms and other objects to ensure the make up of our antennas have least effect on performance and pattern degradation. More information can be found [here](#)

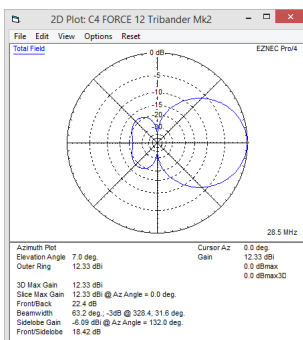
- Marine grade Stainless Steel Fittings\*
- Original Stauff Insulation clamps
- Mill finished boom and elements for highest levels of accuracy



20m azimuth plot when placed 20m above ground. Note 11.36dBi including ground gain



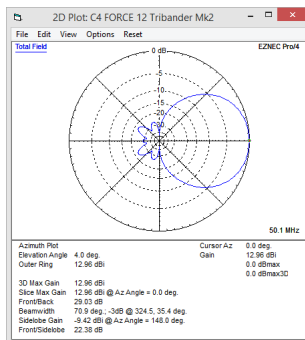
15m azimuth plot when placed 20m above ground. Note 11.68dBi including ground gain



10m azimuth plot when placed 20m above ground. Note 12.35dBi including ground gain

# HF 4 band Yagi - XR4 HF & 6m Yagi

---



6m azimuth plot when placed 20m above ground. Note 13.39dBi including ground gain

**Manufactured the right way, not the cheapest way!**

\* Where possible marine grade stainless steel components are used.

//