

**Sales price £639.96**

Sales price without tax £666.63

Tax amount £133.33

A Dualband 28/50MHz Yagi with single feedpoint



## Description

### An Excellent Dual Band Yagi for 28/50MHz with 11.2m boom

The 28-50-14 Dual Band Yagi has a total of 14 elements, 6 elements are used on 28MHz while 8 elements are used on 50MHz. The 28-50-14 InnovAntennas Dual Band Yagi stands aside from the crowd due to the methods used for it's design. No traps or coils and no phasing arrangements are used within this antenna and there is no need for 'compromise' spacing between elements as the antenna has a set of correctly spaced elements for either band but still deploys only one 50 Ohm feed point. An excellent antenna with great SWR bandwidth and performance in one package.

### Performance

**Gain on 28MHz:** 11.28dBi @ 28.400MHz

**F/B on 28MHz:** 21.81dB @ 28.400MHz

**Gain on 28MHz at 10m above Ground:** 16.15dBi

**Gain on 50MHz:** 11.82dBi @ 50.150MHz

**F/B on 50MHz:** 26.93dB @ 50.150MHz

**Gain on 50MHz at 10m above Ground:** 17.25dBi

**Power Rating:** 5kw

**SWR 28MHz:** Below 1.3:1 from 28.00MHz to 28.600MHz

**SWR 50MHz:** Below 1.5:1 from 50.000MHz to 50.300MHz

**Boom Length:** 11.55m

**Weight:** 14.65Kg / 36.27LB

**Turning Radius:** 4.008m / 13.15ft

**Wind Loading:** 0.52 Square Metres / 5.62 Square feet

**Wind Survival:** 137KPH / 85MPH

### Specification

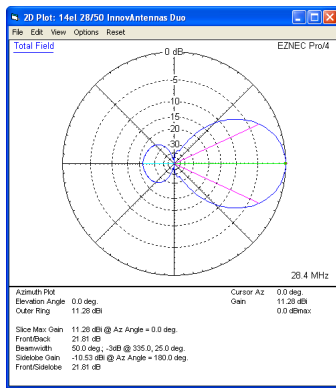
This antenna deploys elements tapering from 5/8 inch (15.88mm) to 3/8 inch (9.525mm) for 28MHz with elements starting at 1/2 inch (12.7mm) tapering through 3/8 inch (9.525mm) for 50MHz . The antenna has fully insulated elements which will ensure continuous, high

performance for many years to come. Boom to mast brackets are included with all antennas which will support 2 inch (50mm) masts. **Boom is 1.75 inch square 10SWG aluminum (3.2mm wall)** and a **Kevlar boom guy is supplied** along with **Stainless Steel turnbuckles** for adjustment.

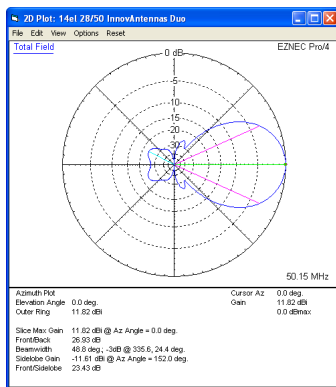
Our antennas are constructed with the best quality materials in order that the best mechanical construction can be achieved, not the cheapest and most profitable! Even a digital caliper is used to measure the elements during production to help ensure the best possible results when installed.

Note: Much development time has gone into our antennas, not just on basic electromagnetic design, we are able to model the effect of insulators, booms and other objects to ensure the make-up of our antennas has least effect on performance and pattern degradation. More information can be found [here](#)

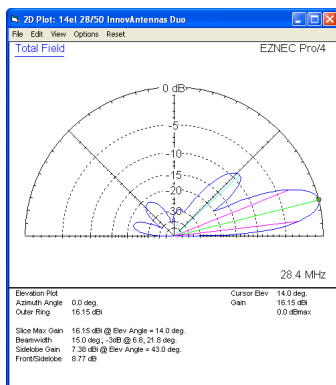
- Marine grade Stainless Steel Fittings
- Original Stauff Insulation clamps
- Mill finished boom and elements for highest levels of accuracy



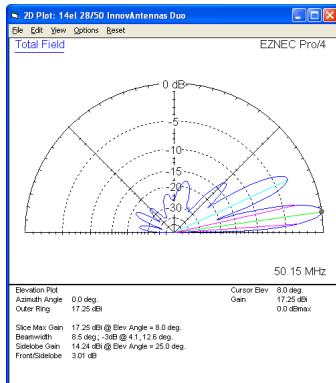
Azimuth Plot 28MHz



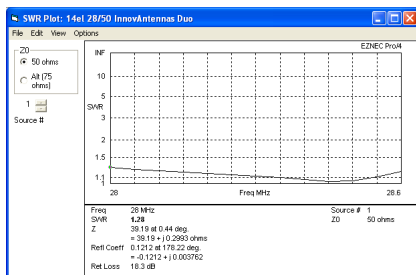
Azimuth Plot 50MHz



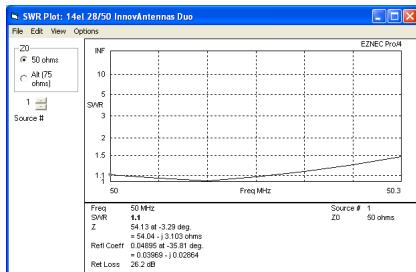
**Elevation Plot 28MHz (10m above ground)**



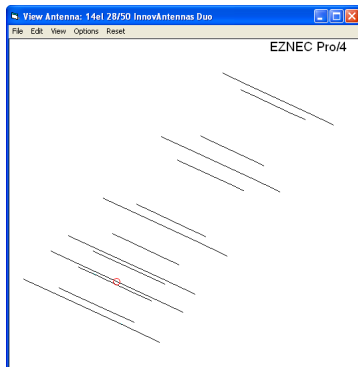
**Elevation Plot 50MHz (10m above ground)**



**SWR 28MHz**



**SWR 50MHz**



**The 28-50-14 Antenna Layout**

**Manufactured the right way, not the cheapest way!**

//