

28MHz Yagis (ALL): 4 element 28MHz LFA Yagi (4.5m)



Sales price £399.95

Sales price without tax £333.29
Tax amount £66.66

A Wideband 28MHz LFA Yagi

Description

A 4 element 28.0-28.6MHz LFA Yagi

The G0KSC LFA Yagi represents a major step forward in the development of the Yagi Antenna, **it provides a low-noise front-end for your radio so you hear more weak signals** while at the same time maximising all round performance. Hard to beat with a direct 50 Ohm feed-point and no matching losses and suppression of unwanted noise!! More information on the LFA Yagi can be found [here](#).

NOTE: With all our HF antennas we can custom design your element taper and element size requirements in order to cater for all weather and installation requirements This email address is being protected from spambots. You need JavaScript enabled to view it. e-mail address is being protected from spambots. You need JavaScript enabled to view it us for details.



Performance

Gain: 9.15dBi @ 28.250MHz

F/B: 19.55dB @ 28.500MHz

Peak Gain: 9.2dBi

Gain at 10m above Ground: 14.2dBi

Peak F/B: 20.43dB

Power Rating: 5kw+

SWR: Below 1.5:1 from 28.000MHz to 28.600MHz

Stacking Distance: 6.0-7.0m (6.75m recommended)

2 Stacked Gain @ 6.75m spacing: 13.71dBi

2 Stacked F/B: 24.82dB

2 Stacked Gain @ 6.75m Spacing 10m above ground: 16.81dBi

Boom Length: 4.5m

Weight:

28MHz Yagis (ALL): 4 element 28MHz LFA Yagi (4.5m)

7.26KG / 16LB

Turning Radius: 3.617m / 11.87ft

Wind Loading: 0.30 Square Metres / 3.26 Square feet

Wind Survival: 171KPH / 106MPH - **A 125MPH (HD) version available upon request**

Other options available if higher wind loading/survival is required.

Specification

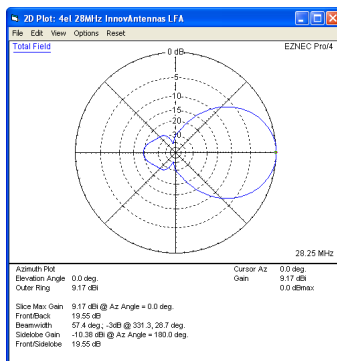
This antenna is made 5/8 inch (15.88mm) centre elements and 1/2 inch (12.7mm) outer elements with the end sections 3/8 inch (9.525mm). The antenna has fully insulated elements which will ensure continuous, high performance for many years to come. Boom to mast brackets are included with all antennas which will support 2 inch (50mm) masts. Boom is 1.5 inch square 16SWG aluminum.

OTHER TAPER SCHEDULES ARE AVAILABLE IN THIS ANTENNA, CALL OR EMAIL FOR DETAILS

Our antennas are constructed with the best quality materials in order that the best mechanical construction can be achieved, not the cheapest and most profitable! Even a digital caliper is used (with an accuracy of .01mm) to measure the elements during production to ensure they are within 0.2mm of what they should be, this ensures they work as well as our software model predicts.

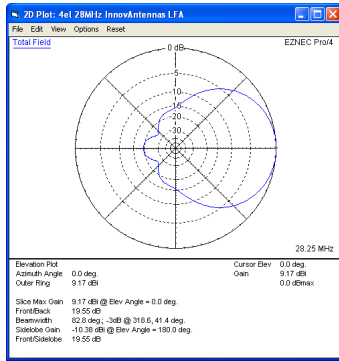
Note: Much development time has gone into our antennas, not just on basic electromagnetic design, we are able to model the effect of insulators, booms and other objects to ensure the make up of our antennas have least effect on performance and pattern degradation. More information can be found [here](#)

- Marine grade Stainless Steel Fittings
- Original Stauff Insulation clamps
- Mill finished boom and elements for highest levels of accuracy

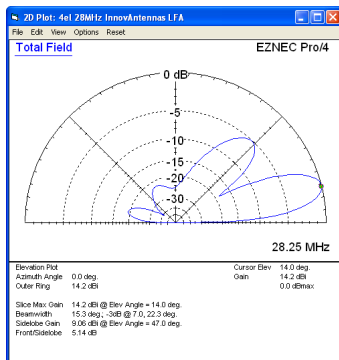


Azimuth Plot

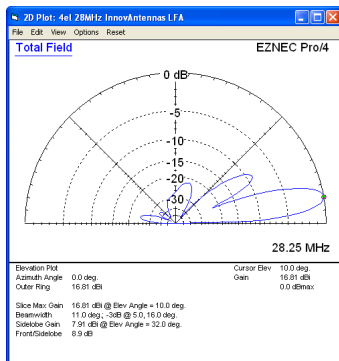
28MHz Yagis (ALL): 4 element 28MHz LFA Yagi (4.5m)



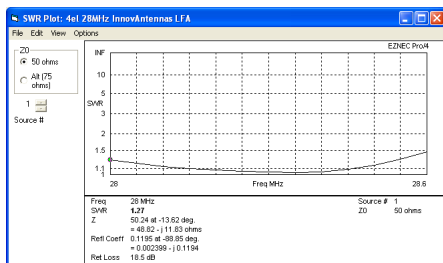
Elevation Plot



Single 4 element LFA up 10m above ground



2 x 4el LFA Yagi 6.75m apart with the bottom antenna 10m above ground



SWR



Manufactured the right way, not the cheapest way!

//